



2017 BETHUNE-COOKMAN FOOTBALL GAME NOTES

Bethune-Cookman Athletic Communications • 640 Dr. Mary McLeod Bethune Blvd. • Daytona Beach, FL 32114
BCUathletics.com • Facebook: Facebook.com/BCUathletics • Twitter: @BCUGridIron • Instagram: @BCUathletics
Home to Eight MEAC Championships (1984, 1988, 2002, 2010, 2012, 2013, 2014, 2015)

GAME INFORMATION

Date / Time: Sat., Sept. 23, 2017 / 1 p.m. EST
Site: Washington, D.C. / William H. Greene Stadium (7,086)
National TV: None
Regional Radio: WELE 1380 AM / WSIR 1490 AM / WSOS 99.5 FM & 1170 AM
Play-by-Play: Nolan Alexander; **Color:** Larry Wesley
Satellite Radio: Sirius XM 142
Live Video Stream: None
Twitter Updates: @BCUGridIron / @BCUathletics
Series: Bethune-Cookman leads, 19-13-2
Daytona Beach: Bethune-Cookman leads, 8-4
Washington, D.C.: Bethune-Cookman leads, 10-5-2
Neutral Site: Howard leads, 4-1
First Meeting: 1929 — T, 0-0
Last Meeting: 2014 — W, 49-12
Streak: Bethune-Cookman, 6 wins

BETHUNE-COOKMAN 1-2, 0-0 MEAC

2017: 1-2, 0-0 MEAC
Ranking: NR — STATS, NR — Coaches
Last Game: Sept. 16, 2017 (Boca Raton, Fla.)
lost to Florida Atlantic, 45-0
Head Coach: Terry Sims (Knoxville, 1994)
Career: 14-10 (3rd season)
at BCU: 14-10 (3rd season)
vs. HU: 0-0
Twitter: @BCUGridIron / @CoachTSims

HOWARD 1-2, 0-0 MEAC

2017: 1-2, 0-0 MEAC
Ranking: NR — STATS, NR — Coaches
Last Game: Sept. 16, 2017 (Richmond, Va.)
lost to Richmond, 68-21
Head Coach: Mike London (Richmond, 1983)
Career: 52-53 (9th season)
at HU: 1-2 (1st season)
vs. BCU: 0-0
Twitter: @HUBisonSports

BCU COMMUNICATIONS

Bryan J. Harvey (Primary Contact) *Asst. AD/Communications*
O: 386-481-2206 C: 757-268-4561 E: harveyb@cookman.edu
Jasmine Alston *Director of New Media*
O: 386-481-2278 C: 336-457-7808 E: alstonj@cookman.edu
Nolan Alexander *Director of Broadcast Media*
O: 386-481-2247 C: 770-713-3071 E: alexandern@cookman.edu

BCU COACHING STAFF

Coaches: On the Field
Head Coach: Terry Sims
Defensive Coordinator: Charles "Yogi" Jones
Offensive Line: Lawal McCray
Defensive Line: Earl Lane
Safeties: Darrin Hayes
Receivers: Will Glover
Running Backs: Carl Franks

Coaches: In the Booth
Offensive Coordinator: Allen Suber
Cornerbacks: Terry Williams
Special Teams: Aashon Larkins
Tight Ends: Greg Ruffin

GAME 4

WASHINGTON, D.C. (GREENE STADIUM)



NR/NR BETHUNE-COOKMAN WILDCATS (1-2, 0-0)

Head Coach: Terry Sims (Knoxville, 1994)
Career Record: 14-10 (3rd season), **Record at BCU:** 14-10 (3rd season), **Record vs. Howard:** 0-0



NR/NR HOWARD BISON (1-2, 0-0)

Head Coach: Mike London (Richmond, 1983)
Career Record: 52-53 (9th season), **Record at HU:** 1-2 (1st season), **Record vs. BCU:** 0-0

2017 STATISTICAL LEADERS

RUSHING

	G	ATT	GAIN	LOSS	NET	AVG	TD	LG	YPG
Michael D. Jones	3	40	197	11	186	4.7	2	25	62.0
Tupac Isme	3	14	56	13	43	3.1	0	23	14.3
Larry Brihm, Jr.	3	24	101	63	38	1.6	1	20	12.7

PASSING

	G	EFF	C-A-I	PCT	YDS	TD	LG	AVG/G
Larry Brihm, Jr.	3	117.04	56-93-3	60.2	622	2	47	207.3
Jabari Dunham	2	73.80	3-6-0	50.0	17	0	19	8.5




RECEIVING

	G	NO	YDS	AVG	TD	LG	AVG/G
Jawill Davis	3	12	186	15.5	1	38	62.0
Michael D. Jones	3	12	77	6.4	0	21	25.7
Keavon Mitchell	3	11	148	13.5	0	47	49.3

STORY LINES

- This weekend's game marks the fourth consecutive road game to begin the 2017 campaign for the Wildcats. Dating back to last season, BCU will have played seven consecutive games away from Municipal Stadium before the home opener on Sept. 30 against MEAC opponent Savannah State.
- Bethune-Cookman has won six consecutive games against Howard, and has not lost to the Bison in the Nation's Capitol since 1996.
- Junior linebacker Marquis Hendrix led the Wildcats a week ago at Florida Atlantic with a game- and personal-best 10 tackles.
- This will be Bethune-Cookman Head Coach Terry Sims' first trip back to Howard as a collegiate head coach, after spending three seasons (2006-09) with the Bison as an assistant coach under HU previous head coach Carey Bailey. He previously coached twice against Howard as an assistant coach with Bethune-Cookman.
- The Maroon and Gold are tied for 16th nationally with three (3) interceptions across the opening three games of the season. Two of those interceptions have come from senior safety Diquan Richardson.

2017 SCHEDULE / RESULTS

	Sept. 2	at 18/18 Miami (Fla.) Miami Gardens, Fla. / Hard Rock Stadium (65,326) / Michael Jones: 43 rushing yards, 51 receiving yards	RAYCOM SPORTS	L, 41-13
	Sept. 9	at Southeastern Louisiana Hammond, La. / Strawberry Stadium (7,408) / Larry Brihm, Jr.: 25-of-39 passing, 354 yards, 2 TDs	ELEVEN SPORTS	W, 28-23
	Sept. 16	at Florida Atlantic Boca Raton, Fla. / FAU Stadium (30,000) / Diquan Richardson: 9 tackles, 1 forced fumble, 1 interception	beIN SPORTS	L, 45-0
	Sept. 23	at Howard* Washington, D.C. / Greene Stadium (7,086) / Bethune-Cookman leads, 19-13-2 (0-0 under Sims)		1 p.m.
	Sept. 30	SAVANNAH STATE* (Church & Community) Daytona Beach, Fla. / Municipal Stadium (9,601) / Bethune-Cookman leads, 36-8-3 (1-1 under Sims)	CATEYE	4 p.m.
	Oct. 14	SOUTH CAROLINA STATE* (Think Pink) Daytona Beach, Fla. / Municipal Stadium (9,601) / S.C. State leads, 32-23-1 (1-1 under Sims)	CATEYE	4 p.m.
	Oct. 21	at North Carolina A&T* Greensboro, N.C. / Aggie Stadium (21,500) / Bethune-Cookman leads, 22-16 (0-2 under Sims)	ESPNU/ESPN3	1 p.m.
	Oct. 28	HAMPTON* (Homecoming) Daytona Beach, Fla. / Municipal Stadium (9,601) / Series is tied, 10-10 (0-0 under Sims)	CATEYE	4 p.m.
	Nov. 4	MORGAN STATE* (Senior Day) Daytona Beach, Fla. / Municipal Stadium (9,601) / Bethune-Cookman leads, 22-7 (2-0 under Sims)	CATEYE	4 p.m.
	Nov. 11	at North Carolina Central* Durham, N.C. / O'Kelly-Riddick Stadium (10,600) / Bethune-Cookman leads, 6-2 (2-0 under Sims)		2 p.m.
	Nov. 18	vs. Florida A&M* (Florida Blue Florida Classic) Orlando, Fla. / Camping World Stadium (70,000) / Florida A&M leads, 49-21-1 (2-0 under Sims)	ESPNClassic/ESPN3	2 p.m.
	Dec. 16	Celebration Bowl (if applicable) Atlanta, Ga. / Mercedes-Benz Stadium (75,000) / MEAC Champ vs. SWAC Champ (0-0 under Sims)	ABC	Noon

#HighFive

1. Head Coach Terry Sims is looking for his first victory as an opposing head coach against Howard.
2. Senior safety Diquan Richardson has two interceptions in his last two games for the Maroon and Gold.
3. The Wildcats rank second in the league in three (3) statistical categories, including passes intercepted, passing offense and kickoff returns.
4. Redshirt senior running back Michael D. Jones has two rushing scores on the year, while averaging 4.7 yards per carry across the first three games of the season.
5. Junior kicker Uriel Hernandez has connected on all five of his point-after-touchdown attempts on the year.



#SuberFast

- Bethune-Cookman head coach Terry Sims and Offensive Coordinator Allen Suber have continued the upbeat pace of the Wildcats offense.
- Drives that consist of three minutes (3:00) or less are called "Lightning Strikes", with the quick pace of the offense striking fast like lightning.
- New offensive coordinator Allen Suber projects this season's offense to be even faster than years past.

#PROCATS

- Bethune-Cookman has two active #ProCats in the National Football League on active rosters for the 2017 season.
- Ryan Davis (Buffalo Bills) and Eric Weems (Tennessee Titans) are both participating for their respected teams.
- Nick Collins (Green Bay Packers) and Rashean Mathis (Jacksonville Jaguars) both announced their retirement from the NFL prior to the beginning of the 2016 season.
- Both Collins and Mathis were inducted into the Bethune-Cookman Athletics Hall of Fame in 2016.

Fun Facts



FUN FACT I

- Whether playing Howard, Morgan State or Coppin State, Bethune-Cookman Athletics Administration always eats the night before the game at Jerry's Seafood in Bowie, Maryland.

Seniors...

- A total of 27 seniors dot Bethune-Cookman's roster this season, which is the most in the Mid-Eastern Athletic Conference (MEAC).
- In looking around the league, an average of 22 seniors sits on most rosters while Savannah State has the fewest on its current roster with just 16.
- South Carolina State (25), Hampton (23) and North Carolina A&T (22) boats some of the most behind the Wildcats' roster.

Celebration Bowl...

- The Celebration Bowl will once again be televised live on ABC and open the bowl season. The postseason college football bowl game will kick off at noon ET on Saturday, Dec. 16, at the brand new Mercedes-Benz Stadium in Atlanta.
- The Air Force Reserve Celebration Bowl, which showcases the heritage, legacy, pageantry and tradition of Historically Black Colleges and Universities (HBCUs), pits the conference champion from the Mid-Eastern Athletic Conference (MEAC) against the Southwestern Athletic Conference (SWAC). Each conference has claimed a victory in the event's first two years, with MEAC Champion North Carolina A&T defeating Alcorn State 2015 and SWAC Champion Grambling State beating North Carolina Central in 2016. Two bowl alumni were just selected in the 2017 NFL Draft: 2015 Offensive MVP Tarik Cohen (North Carolina A&T) and 2016 champion Chad Williams (Grambling State).



2017 TEAM COMPARISON



Record..... 1-2, 0-0 MEAC

Record..... 1-2, 0-0 MEAC

Scoring Offense..... 13.7
Rushing Offense103.3
Passing Offense.....213.0
Pass Efficiency 113.28
Total Offense.....316.3
Time/Possession31:40
Sacks Allowed2.0

Scoring Offense..... 31.7
Rushing Offense208.7
Passing Offense.....187.7
Pass Efficiency116.2
Total Offense.....396.3
Time/Possession25:44
Sacks Allowed2.3

Scoring Defense..... 36.3
Rushing Defense318.0
Passing Defense168.7
Pass Eff. Defense 110.00
Total Defense486.7
Sacks0.67
Tackles for Loss5.3

Scoring Defense..... 48.7
Rushing Defense313.0
Passing Defense215.3
Pass Eff. Defense195.4
Total Defense528.3
Sacks0.0
Tackles for Loss3.3

Turnover Margin (-0.67)
Net Punting35.5
Punt Returns.....7.0
Kickoff Returns20.9

Turnover Margin +0.33
Net Punting28.9
Punt Returns.....(-6.0)
Kickoff Returns19.5

CIRCLE THIS GUY...



- Junior safety Diquan Richardson currently sits tied for 22nd nationally in the FCS for interceptions (0.67 per game), after snagging a team-leading two picks in the last two games for the Maroon and Gold.
- A 2015 transfer from Paine College, Richardson leads the Wildcats with 26 tackles in 2017.
- The Allen, South Carolina native has one pass breakup and a forced fumble, recording a touchdown-saving tackle and forced fumble on the opening drive of the game at Florida Atlantic a week ago in Boca Raton.



A Win Over Howard Would...

- Improve Bethune-Cookman's record to 20-13-2 all-time against Howard.
- Extend Bethune-Cookman's winning against Howard at seven games.
- Give BCU its 11th win in Washington, D.C.
- Be the 488th win all-time in school history.

Series Notes...

- Bethune-Cookman leads the all-time series against Howard by a count of 29-13-2.
- The Wildcats have won the previous six games in the series dating back to 2007 in Washington, D.C.
- The last time the Cats lost a game at Greene Stadium was back in 1996, with BCU falling by a score of 61-21.
- The average margin of victory for BCU over the course of the last six games has been just 16.2 points.

You Can Return Home...

- Bethune-Cookman Head Coach Terry Sims is returning to Howard for the first time as an opposing head coach. He was with Bethune-Cookman twice previously as an assistant coach against the Bison.
- Sims spent three seasons (2006-09) at Howard serving as the defensive backs coach, special teams coach and recruiting coordinator for the Bison.

Play Some Hendrix...

- Junior linebacker Marquis Hendrix stepped up in his last game against Florida Atlantic, leading the Wildcats with a team-high 10 tackles. The transfer from Coffeyville Community College collected seven solo stops in his first significant playing time on the year.
- He is no stranger to the Bethune-Cookman program, as his father Jack Hendrix played at BCU from 1990-91.

Deuces Wild...

- Senior safety Diquan Richardson is tied for 22nd nationally in the Football Championship Subdivision (FCS) for passes intercepted. The Allen, South Carolina native is averaging 0.7 interceptions per game with a pair in his first three contests.

What's the Word...

- Each team throughout the 2017-18 BCU athletic year will have a word that represents the program.
- The word for BCU Football is "Resurge". The meaning comes from the team and Head Coach Terry Sims looking for a resurgence in 2017. The team endured an uncharacteristic 4-6 season last year, marking the first losing campaign at Bethune-Cookman since 2009.

Transfers All Around...

- The Wildcats have a total of 30 student-athletes on this year's opening day roster that have transferred in from either Football Bowl Subdivision (FBS), junior college or NCAA Division II institutions.
- BCU has always played a role in allowing student-athletes to transfer in, and many of them have gone on to have stellar careers with the Maroon and Gold.
- Over the past five seasons, the Cats have had four (4) former University of Miami players in the form of Jontavious Carter, Danny Dillard, Dyrone Dye and Thomas Finnie.

Against the Rankings...

- The loss to No. 18 Miami in the season opener for both teams in Miami Gardens, Florida marked the fourth consecutive loss for the Wildcats against a ranked opponent. However, two of those teams in the current stretch were the 18th-ranked Hurricanes, in addition to No. 8 (FBS) Florida State – eventually winning the national championship in 2013 with Heisman Trophy winner Jameis Winston.

2017 BETHUNE-COOKMAN RANKINGS			
Category	Avg.	NCAA	MEAC
Passes Intercepted	1.0	T-16	2
Pass Eff. Defense	110.0	23	5
Pass Defense	168.7	T-24	5
Passing Offense	213.0	49	2
Kickoff Returns	20.9	47	2
Sacks Allowed	2.0	T-56	T-7
Punt Returns	7.0	T-62	7
Tackles for Loss	5.3	T-78	7
Total Offense	316.3	79	5
Pass Efficiency	113.3	86	5
Rushing Offense	103.3	T-89	8
Turnover Margin	-0.67	T-90	9
Scoring Defense	36.3	T-93	T-7
Scoring Offense	13.7	T-101	7
Sacks	0.67	T-104	T-8
Total Defense	486.7	111	9
Rushing Defense	318.0	120	11

The Injury Bug...

- According to Head Coach Terry Sims, he has never suffered a season with so many injuries like that of 2016.
- In all, a total of 16 original starters from the beginning of the season missed time due to injury, including two season-ending injuries in the form of running back Michael Jones (prior to the start of the year) and then-quarterback Anthony Cruz. Both players were granted a medical hardship waiver following the season.

RECORDS UNDER TERRY SIMS

Current Streak	Lost 1
Current Home Streak	Won 1
Current Road Streak	Lost 1
Last Win	28-23 at Southeastern Louisiana (9/9/17)
Last Road Win	28-23 at Southeastern Louisiana (9/9/17)
Last Loss	45-0 at Florida Atlantic (9/16/17)
Last Road Loss	45-0 at Florida Atlantic (9/16/17)

	2017	All Yrs
Home	0-0	6-3
Away	1-2	6-7
Neutral Site	0-0	2-0
Natural Grass	0-2	2-4
Artificial Turf	1-0	12-6
vs. Top 5	0-0	0-0
vs. Top 10	0-0	0-0
vs. Top 25	0-1	0-2
vs. FBS	0-2	0-4
Bowl Games	0-0	0-0
Playoff Games	0-0	0-0

Leading After 1st Qtr	1-0	8-4
Tied After 1st Qtr	0-1	5-3
Trailing After 1st Qtr	0-1	1-3
Leading at Halftime	1-0	12-0
Tied at Halftime	0-0	2-2
Trailing at Halftime	0-2	0-8
Leading After 3rd Qtr	0-0	12-0
Tied After 3rd Qtr	0-0	0-0
Trailing After 3rd Qtr	1-2	2-10
Overtime Games	0-0	0-1

Scoring First	1-1	10-5
Opponent Scoring First	0-1	4-5
Score < 20 Points	0-2	2-7
Score 20+ Points	1-0	12-3
Score 30+ Points	0-0	9-1
Score 40+ Points	0-0	6-0
Opponent Scores < 20 Points	0-0	9-1
Opponent Scores 20+ Points	1-2	5-9
Opponent Scores 30+ Points	0-2	2-7
Opponent Scores 40+ Points	0-2	2-5
Decided by 3 or Less	0-0	3-0
Decided by 10 or Less	1-0	7-3

Gain < 20 First Downs	0-1	2-6
Gain 20+ First Downs	1-1	12-4
Opponent Gains < 20 First Downs	1-0	9-4
Opponent Gains 20+ First Downs	0-2	5-6

More Rushing Yards Than Opponent	0-0	11-1
Fewer Rushing Yards Than Opponent	1-2	3-9
Rush For < 100 Yards	0-1	1-5
Rush For 100+ Yards	1-1	13-5
Opponent Rushes For < 100 Yards	0-0	3-1
Opponent Rushes For 100+ Yards	1-2	11-9

More Passing Yards Than Opponent	1-0	13-3
Fewer Passing Yards Than Opponent	0-2	1-7
Equal Passing Yards	0-0	0-0
Pass For < 200 Yards	0-1	4-7
Pass For 200+ Yards	1-1	10-3
Opponent Passes For < 200 Yards	1-0	8-6
Opponent Passes For 200+ Yards	0-2	6-4

More Total Yards Than Opponent	1-0	11-1
Fewer Total Yards Than Opponent	0-2	3-9
Gain < 300 Total Yards	0-1	0-5
Gain 300+ Total Yards	1-1	14-5
Opponent Gains < 300 Total Yards	1-0	7-2
Opponent Gains 300+ Total Yards	0-2	7-8

Commit No Turnovers	0-0	3-0
Commit < 3 Turnovers	0-2	8-9
Commit 3+ Turnovers	1-0	7-1
Force < 3 Turnovers	0-2	8-9
Force 3+ Turnovers	1-0	6-1

Commit < 6 Penalties	0-0	1-1
Commit 6+ Penalties	1-2	13-9

3rd Down % < 25	0-1	0-6
3rd Down % 25-49	1-1	9-4
3rd Down % 50+	0-0	5-0
Opponent 3rd Down % < 25	0-0	3-0
Opponent 3rd Down % 25-49	1-1	9-7
Opponent 3rd Down % 50+	0-1	2-3

Lead Time of Possession	1-1	11-4
Trail Time of Possession	0-1	3-6

WEEKLY MEDIA PLANNER: HOWARD GAME

18 MON	19 TUE	20 WED	21 THU	22 FRI	23 SAT	24 SUN
No media availability	Practice (4 p.m.) Municipal Stadium MEAC Teleconference 10 a.m. Head Coach Terry Sims and requested student-athletes will be available to members of the media after practice.	Practice (4 p.m.) Municipal Stadium Requested student-athletes will be available to members of the media after practice. Weekly Press Conference SAAC Board Room 1 p.m. (Sims & requested student-athletes)	Practice (4 p.m.) Municipal Stadium Requested student-athletes will be available to members of the media before practice. Head Coach Terry Sims will be available to members of the media after practice.	Depart for Howard No media availability at practice	Gameday at Howard 1 p.m. Greene Stadium Washington, D.C. Postgame Press Conference <i>BCU locker room is closed</i>	No media availability

STATS FCS Top 25

Rank	Team (First Place Votes)	Rec	Prev
1.	James Madison (156)	3-0	1
2.	North Dakota State (5)	2-0	2
3.	Sam Houston State (1)	2-0	3
4.	South Dakota State (1)	3-0	4
5.	Jacksonville State	1-1	5
6.	Youngstown State	2-1	6
7.	Villanova	2-1	7
8.	Richmond	2-1	8
9.	Wofford	2-0	11
10.	Citadel	3-0	13
11.	Eastern Washington	1-2	12
12.	Central Arkansas	2-1	14
13.	South Dakota	3-0	23
14.	Illinois State	2-0	18
15.	New Hampshire	2-1	9
16.	Liberty	3-0	19
17.	North Dakota	1-2	10
18.	Samford	2-1	17
19.	Western Illinois	2-0	20
20.	Tennessee State	3-0	22
21.	North Carolina A&T	3-0	25
22.	Grambling State	2-1	24
23.	Weber State	2-1	NR
24.	UT Martin	2-1	NR
25.	Holy Cross	2-1	NR

FCS Coaches' Poll

Rank	Team (First Place Votes)	Rec	Prev
1.	James Madison (25)	3-0	1
2.	North Dakota State (1)	2-0	2
3.	Sam Houston State	2-0	3
4.	South Dakota State	3-0	4
5.	Youngstown State	2-1	5
6.	Richmond	2-1	T-6
7.	Jacksonville State	1-1	T-6
8.	Villanova	2-1	8
9.	Wofford	2-0	9
10.	The Citadel	3-0	13
11.	Eastern Washington	1-2	12
12.	Illinois State	2-0	14
13.	Central Arkansas	2-1	16
14.	South Dakota	3-0	23
15.	North Carolina A&T	3-0	20
16.	New Hampshire	2-1	11
17.	Samford	2-1	17
18.	Weber State	2-1	21
19.	North Dakota	1-2	10
20.	Tennessee State	3-0	24
21.	Western Illinois	2-0	22
22.	Grambling State	2-1	25
23.	Nicholls State	2-1	NR
24.	Northern Iowa	1-2	18
25.	Holy Cross	2-1	NR

Playoffs?...

- Despite the introduction of the Celebration Bowl in February 2015, a member of the Mid-Eastern Athletic Conference (MEAC) still has the possibility of participating in the Football Championship Subdivision (FCS) Playoffs. A member would have to accept an at-large bid to the playoffs, which last happened with North Carolina A&T accepting the at-large bid in 2016.

#IBackTheMEAC

- The Mid-Eastern Athletic Conference begins its 48th year of intercollegiate competition heading into the 2017-18 academic year. Located in Norfolk, Virginia, the MEAC is made up of 13 outstanding historically black institutions across the Atlantic coastline.
- On June 8, 1980, the MEAC was classified as a Division I conference by the NCAA. Prior to that year, the conference operated as a Division II conference. The month after it achieved Division I status, the MEAC received an automatic qualification to the NCAA Division I Men's Basketball Championship.

Non-Conference Success...

- Since 2000, Bethune-Cookman is 36-13 in regular season, out-of-conference contests, earning notable victories against the likes of Alabama State, FIU (2x), Southeastern Louisiana and Tennessee State, respectively.
- Of the 13 losses in non-conference play, seven have come against teams from the Football Bowl Subdivision (FBS), including Florida State, Miami (4x), North Texas and UCF.

Sims City

- With nine (9) wins during his inaugural season at the helm of the Bethune-Cookman football program, head coach Terry Sims matched former head coach Wesley Moore with the second-most wins in a first season as head coach of the Maroon and Gold.
- Only head coaches Rudolph "Bunky" Matthews (1947) and Brian Jenkins (2010) had more wins, with each collecting 10 during their debut campaign. However, both of those seasons contained 12-game slates, as opposed to just 11 for Sims and Moore, respectively.

30 Sacks, 30 Turnovers...

- The goal at the start of the season is for the Wildcats defense to make 30 sacks and force 30 turnovers. That would be a significant production hike from the two previous years of the current coaching regime that resulted in 13/17 in 2016 and 18/19 in 2015.
- North Carolina A&T and North Carolina Central were the only teams in the MEAC to achieve the 30/30 mark last year.

Last Year...

- BCU suffered its first losing season since 2009 during the 2016 campaign. The Cats finished the year (4-4 MEAC). Despite starting the year 0-4, the Cats turned things around with four consecutive victories near the end of the year, including a victory over in-state opponent Florida A&M in the annual *Florida Blue Florida Classic* at Camping World Stadium, extending their Cats school-record to six wins consecutively over their rivals from Tallahassee. In the four-game win streak, three of the games came away from Municipal Stadium.

Cats Place 10 on Preseason All-MEAC Team...

- Bethune-Cookman had a total of 10 student-athletes named to the 2017 Mid-Eastern Athletic Conference (MEAC) Preseason Team, announced Friday, July 28, at the MEAC Football Kickoff Luncheon in Norfolk, Virginia.
- WR Frank Brown, K Uriel Hernandez, DL Kevin Thompson and SS Diquan Richardson landed on the first team.

BCU'S FIRST OFFENSIVE PLAY OF THE SEASON (SINCE 2004)

Sept. 2, 2017	at 18/18 Miami (Fla.)	L, 41-13	Michael D. Jones 19-yard run
Sept. 10, 2016	at North Texas	L, 41-20	Jamaruz Thompkins 2-yard run
Sept. 5, 2015	at Miami (Fla.)	L, 45-0	Quentin Williams 2-yard run
Aug. 30, 2014	at FIU	W, 14-12	Anthony Jordan 3-yard run
Sept. 1, 2013	at Tennessee State	W, 12-9	6-yard pass (Brodrick Waters to Cary White)
Sept. 2, 2012	vs. Alabama State	W, 38-28	Incomplete pass (Jackie Wilson to Preston Cleckley)
Sept. 4, 2011	vs. Prairie View A&M	W, 63-14	Incomplete pass (Jamarr Robinson to Preston Cleckley)
Sept. 4, 2010	vs. Edward Waters	W, 70-10	47-yard pass (Matt Johnson to JeVaughn Reams)
Sept. 5, 2009	vs. Shaw	L, 20-6	Maurice Francois 7-yard run
Sept. 6, 2008	vs. Alabama State	W, 28-7	Pass incomplete (McKinson Souverain to Joe Singleton)
Sept. 1, 2007	vs. Jacksonville	W, 31-17	14-yard pass (Jimmie Russell to Paul Neufville)
Sept. 2, 2006	vs. Southern	L, 30-29	Jimmie Russell 5-yard run
Sept. 3, 2005	vs. Elizabeth City State	W, 34-7	Lawrence McCloud 11-yard run
Sept. 11, 2004	at Arkansas-Pine Bluff	W, 27-14	16-yard pass (Emmanuel Bacon to Jonathan Summers)

- Joining the Wildcats on the second team was QB **Larry Brihm Jr.**, LB **Trenton Bridges**, P **Uriel Hernandez** and RS **Frank Brown**.
- On the third team was WR **Jawill Davis** and OL **Phillip Norman**.

New to the Staff...

- Head Coach Terry Sims welcomed two new coaches to the staff during the spring.
- Allen Suber returned to Daytona Beach from Alabama State and is serving as the Offensive Coordinator and Quarterbacks coach. Suber, an All-MEAC performer under center for the Wildcats from 2000-03, was the 2002 MEAC Offensive Player of the Year, while helping the Wildcats to the 2002 MEAC title – the first of its kind for the Maroon and Gold since 1988.
- Greg Ruffin came to Daytona Beach after serving as head coach at Texas College. However, prior to his stint at Texas College, Ruffin was head coach for Paine College in the school's resurgence of football in 2013, after the program was dormant for more than 50 years. He served in that capacity for one season before the program was eventually suspended due to financial troubles at the college.

The Schedule...

- Bethune-Cookman's 2017 football schedule, with four home games at Municipal Stadium aka "The Cage", features five nationally-televisted contests. The season begins with one of the toughest schedules in school history, already being dubbed "Murderer's Row". BCU will start the year with four consecutive road contests. The slate also sees a season-opener at Football Bowl Subdivision (FBS) opponent Miami (Fla.) for the second time in the Terry Sims era, before traveling to Southland Conference member Southeast Louisiana. The following weekend, BCU travels to its second FBS opponent of the year in the form of Florida Atlantic and their new head coach Lane Kiffin, before traveling to the Nation's Capital and beginning MEAC play at Howard and their new head coach Mike London. BCU finally comes home for consecutive games in league play when they welcome Savannah State and South Carolina State, respectively. After that, BCU travels to one of the MEAC title favorites North Carolina A&T, then returning home to face Hampton on Homecoming for the first time since 2014, and hosting Morgan State for Senior Day. The final two games of the year come against defending MEAC champion North Carolina Central and Florida A&M in the annual *Florida Blue Florida Classic* at Camping World Stadium in Orlando.

Conference Misses...

- Bethune-Cookman's two conference "misses" in 2017 are Delaware State and Morgan State. This marks the first of two seasons the Cats will miss the two northern foes, while Hampton and Howard return to the BCU schedule for the first time since 2014, respectively.

#Shutout...

- In the 45-0 loss at Florida Atlantic on September 16, Bethune-Cookman was shutout for the first time since the 2015 season opener at Miami (Fla.). In that contest, BCU was held scoreless by a similar 45-0 decision, in a game shortened due to weather at Hard Rock Stadium (formerly referred to as Sun Life Stadium).
- The last Football Championship Subdivision (FCS) opponent to shutout Bethune-Cookman was Howard (L, 28-0) at Municipal Stadium in Daytona Beach on November 11, 2006.

BCU SHUTOUTS SINCE 1990

9/16/2017	at Florida Atlantic	L, 45-0
9/5/2015	at Miami (Fla.)	L, 45-0
11/11/2006	Howard	L, 28-0
10/8/2005	at Delaware State	L, 17-0
11/30/2002	at #4 Georgia Southern	L, 34-0
11/8/1997	#9 Hampton	L, 27-0
11/18/1995	vs. Florida A&M	L, 43-0

MEDIA INFORMATION

COVERING THE WILDCATS

Interview requests for players and coaches after practice must be submitted by Noon the previous day. Member members wishing to write feature stories should submit feature story requests to **Bryan J. Harvey** (harveyb@cookman.edu) by 3 p.m. Sunday.

Harvey and the Bethune-Cookman Communications Staff will make every effort to schedule a separate time to accommodate those requests. Because of time constraints and academic/meeting obligations, media members may only request two (2) student-athletes and/or assistant coaches for post-practice interviews.

MEAC TELECONFERENCE

Bethune-Cookman head coach **Terry Sims** and the league's other 11 coaches will be featured on a weekly teleconference each Tuesday during the 2017 football season from 10 a.m. to 11:43 a.m., beginning Aug. 29, and concluding Nov. 28.

Each coach will have 10 minutes to make an opening statement and answer questions. There will be an audio file available of each teleconference on the Conference's official website (MEACsports.com) each Wednesday afternoon as well as a written transcript of the call.

Sims' schedule time is 10:23 a.m. to 10:33 a.m. ET each Tuesday. Media representatives wishing to participate in the teleconference should contact the MEAC Media Relations Office.

SCHEDULE OF COACHES:

10 a.m.	MEAC Notes
10:03 a.m.	Fred Farrier (Morgan State)
10:13 a.m.	Alex Wood (Florida A&M)
10:23 a.m.	Terry Sims (Bethune-Cookman)
10:33 a.m.	Kenny Carter (Delaware State)
10:43 a.m.	Mike London (Howard)
10:53 a.m.	Latrell Scott (Norfolk State)
11:03 a.m.	Connell Maynor (Hampton)
11:13 a.m.	Erik Raeburn (Savannah State)
11:23 a.m.	Buddy Pough (South Carolina State)
11:33 a.m.	Rod Broadway (North Carolina A&T)
11:43 a.m.	Jerry Mack (North Carolina Central)

BCU MEDIA EMAIL LIST

Releases Available via Email

Media members interested in receiving Bethune-Cookman football releases via email should send requests to **Bryan J. Harvey** (harveyb@cookman.edu).

Game Day Media Policies

Only working media will be admitted to the Municipal Stadium press box. Seats will be issued according to the following criteria:

1. State newspapers by circulation, wire services, national publications, newspapers from opponent's area and student newspapers from BCU and opposing schools.
2. Other daily newspapers, with preference to those that regularly cover BCU.
3. Radio and TV personnel not broadcasting, but considering reporting.
4. Non-daily newspapers, with preference to those which regularly cover Bethune-Cookman Football.
5. Professional football scouts.
6. Freelance and/or non-daily writers may be asked to produce copies of actual publications in which their work has appeared. In some cases, these materials will be required as verification of the writers' status.



2017 MEAC STANDINGS

	Conf.		Overall		Stk
	W	L	W	L	
Hampton	1	0	2	1	W2
North Carolina A&T	0	0	3	0	W3
South Carolina State	0	0	1	1	W1
North Carolina Central	0	0	1	1	W1
Bethune-Cookman	0	0	1	2	L1
Florida A&M	0	0	1	2	L2
Howard	0	0	1	2	L2
Delaware State	0	1	0	3	L14
Norfolk State	0	0	0	3	L3
Savannah State	0	0	0	2	L5
Morgan State	0	0	0	3	L3

Week 4 Schedule

Thursday, September 21

South Carolina State at North Carolina Central, 7:30 p.m.

Saturday, September 23

Bethune-Cookman at Howard, 1 p.m.

Norfolk State at Delaware State, 2 p.m.

Monmouth at Hampton, 2 p.m.

Florida A&M at Savannah State, 6 p.m.

North Carolina A&T at Morgan State, 7 p.m.

All times Eastern Standard

2017 MEAC PRESEASON POLL

1.	North Carolina Central (13)	489
2.	North Carolina A&T (5)	447
3.	South Carolina State	388
4.	Bethune-Cookman	355
5.	Hampton (1)	298
6.	Florida A&M	239
7.	Norfolk State	192
8.	Morgan State	164
9.	Howard	121
10.	Savannah State	90
11.	Delaware State (1)	48

BCU Football Weekly Media Press Conference...

- Bethune-Cookman hosts weekly media press conferences featuring head coach Terry Sims and selected Wildcats student-athletes. The press conference, which begins at 1 p.m., is held Wednesday throughout the football season at the Michael & Libby Johnson Center for Civic Engagement inside the Student-Athlete Advisory Committee (SAAC) Board Room.

Bethune-Cookman Dress Code...

- For the second consecutive season, the Wildcats are taking the field wearing fully integrated Nike uniforms, with a perfect partnership set forth by Nike, Inc. and Bethune-Cookman. Under head coach **Terry Sims**, the Wildcats will **NEVER** wear the same uniform combination in any week during the season. Here's a breakdown of this year's game-by-game combinations:

WK	Helmet	Jersey	Pants
1	Maroon (Wildcat)	White	Maroon
2	White	White	Gray
3	White	White	White

CatEye Radio Network...

- The CatEye Radio Network will have a new face joining the crew in 2017, as former play-by-play announcer with Jacksonville University, Nolan Alexander, joins the broadcast team in the same capacity. While Alexander calls the action, veteran analyst Larry Wesley will continue to provide expert commentary alongside Alexander from the booth. Terrance Gatling will once again be on the sideline for the Wildcats giving his view from the field.

Football Practices...

- The Bethune-Cookman football team conducts practices Tuesday through Friday during the regular season with Monday as the off day. Sunday's team walk-through is closed to the media, while Friday's practice requires at least a 48-hour notice for all interview requests, as practice is closed to the media.

Press Credentials...

- All media attending Bethune-Cookman Football home games must apply for and be issued press credentials. Requests for credentials should be made in advance by email and directed to Bryan J. Harvey, Assistant Athletic Director for Communications. Priority is given to daily newspapers, major magazines and electronic media in the geographic areas of the competing teams.

Find Us Socially...

- For all the latest information on Bethune-Cookman Wildcats Football, follow @BCUGridIron on Twitter. Fans and media can also follow the Wildcats on Instagram (@BCUathletics), Facebook (BCUathletics) and Snap Chat (BCUathletics). For the official BCU YouTube page, please follow the CatEye Network.

BCU FOOTBALL QUICK FACTS

UNIVERSITY INFORMATION

Location	Daytona Beach, Fla.
Enrollment	4,100
Founded	1904
Nickname	Wildcats
Colors	Maroon and Gold
Interim President	Judge Hubert L. Grimes
V.P. for Intercollegiate Athletics	Lynn W. Thompson
Conference	Mid-Eastern Athletic (MEAC)
Stadium / Capacity	Municipal Stadium / 9,601
Press Box Phone	386-671-8968/8973
Ticket Office Phone	386-481-2465

COACHING STAFF

Head Coach	Terry Sims
Record at BCU	14-10 (3rd season)
Career Record	Same
Defensive Coordinator	Charles "Yogi" Jones
Offensive Coordinator/QBs	Allen Suber
Special Teams Coordinator	Aashon Larkins
Running Game Coordinator/Offensive Line	Lawal McCray
Cornerbacks	Terry Williams
Defensive Line	Earl Lane
Tight Ends	Greg Ruffin
Running Backs	Carl Franks
Safeties	Darrin Hayes
Wide Receivers	Will Glover

SUPPORT STAFF

Chief of Staff	Jeff Fagan
Director of Player Personnel	Jean Dessein
Quality Control (Offense)	Jordan Murphy
Quality Control (Defense)	Ty're Simmons
Defensive Analyst	Alexander Suber
Head Strength Coach	Corliss Fingers
Media & Video Coordinator	Darian McCaskill
Administrative Assistant to Head Coach	Lakiah Robinson
Head Football Athletic Trainer	Scott Armstrong
Equipment Manager	Michael Humphrey

COMMUNICATIONS (FOOTBALL)

Asst. AD for Communications	Bryan J. Harvey
Cell	757-268-4561
E-mail	harveyb@cookman.edu
Twitter	@SoBeeHarv
Director of New Media	Jasmine Alston
Cell	336-457-4947
E-mail	alstonj@cookman.edu
Twitter	@JasTHEECreative
Senior Writer/Historian	Dan Ryan
Cell	801-376-6883
E-mail	ryand@cookman.edu
Twitter	@DaytonaDan
Website	www.BCUathletics.com
Football Twitter	@BCUGridIron
Mailing Address	640 Dr. Mary McLeod Bethune Blvd. Office of Athletic Communications Daytona Beach, FL 32114

NOTES FROM THE OPPONENT: HOWARD

#WeAreHU

• When referring to Howard, please be aware of the following policy regarding usage. First references to the school should always be Howard. The only secondary reference used should be Bison or HU...

There's a New Sheriff in Town

• On Jan. 9, Howard University President, Dr. Wayne A. I. Frederick announced Mike London as the new football head coach. London comes to D.C. after serving as an associate head coach/defensive line coach for the Maryland Terrapins. Before that, he was the head coach at Virginia and Richmond, respectfully, for eight seasons. In those eight years, London guided the Spiders to its first FCS Championship in only his first season while winning the 2011 ACC Coach of the Year with UVA...

Make Way for the Class of 2021

• On Feb. 1, Coach Mike London announced 23 student-athletes who signed their National Letter of Intent, making their decision to become a Bison official. The Class of 2021 consist of kids from 14 different states, including eight from the DMV area. As a result, the Bison had No. 1 recruiting class in the conference...

HOWARD QUICK HITS

- Head Coach Mike London
- Career Record: 52-53 (9th season)
- Record at HU: 1-2 (1st season)
- 2017 Record: 1-2
- 2017 MEAC Record: 0-0

• Howard's rushing attack is best in the conference, averaging 267.5 yards-per-game, which ranks No. 11 in the country...

• Freshman quarterback Caylin Newton leads the MEAC in yards per carry (6.4) and rushing touchdowns (4)...

• MEAC Preseason Offensive Player of the Year Anthony Philyaw ranks No. 1 in the conference with 238 rushing yards...

• Freshman quarterback Caylin Newton made his decision to join the Bison Family after a solid high school career. Last season, the 5-foot-11, 185-pound quarterback threw for 3,322 yards with 33 touchdowns for Grady High School in Atlanta. He ran for 1,036 yards on 92 carries with 13 touchdowns. Football is no stranger to Caylin as his oldest brother, Cecil, was a former NFL center while former NFL MVP Cam is one of the most famous football players in the world...

• On April 11, the football team hosted a "Get in the Game" bone marrow registry event at the Blackburn Student Center. Student-athletes from all over the country signed up with an application and cheek swab in an effort to save lives. Coach Mike London is a marrow donor and his gift saved the life of his daughter. He wants to make sure no patient or family has to watch a family member die because they could not find their matching donor...

• On July 28, senior running back Anthony Philyaw was named the Mid-Eastern Athletic Conference Preseason Offensive Player of the Year while sophomore wide receiver Kyle Anthony was placed on the All-MEAC Second Team...



2017 SCHEDULE

Sept. 2	at UNLV	W, 43-40
Sept. 9	at Kent State	L, 38-31
Sept. 16	at Richmond	L, 68-21
Sept. 23	Bethune-Cookman*	1 p.m.
Oct. 7	North Carolina Central*	1 p.m.
Oct. 14	at Delaware State*	2 p.m.
Oct. 21	Morgan State*	1 p.m.
Oct. 28	at South Carolina State*	1:30 p.m.
Nov. 4	at Florida A&M*	4 p.m.
Nov. 11	Norfolk State*	1 p.m.
Nov. 18	at Hampton*	1 p.m.

* - denotes MEAC game

2016 RESULTS

Sept. 3	at Maryland	L, 52-13
Sept. 10	at Rutgers	L, 52-14
Sept. 17	Hampton*	L, 34-7
Sept. 24	at Morgan State*	L, 28-24
Oct. 1	at Norfolk State*	W, 33-28
Oct. 8	Monmouth	L, 59-27
Oct. 15	South Carolina State*	L, 14-9
Oct. 22	North Carolina A&T*	L, 34-7
Oct. 29	at Savannah State*	L, 31-27
Nov. 12	at North Carolina Central*	L, 30-21
Nov. 19	Delaware State*	W, 26-21

* - denotes MEAC game



2017 BETHUNE-COOKMAN DEPTH CHART • GAME 4 at Howard

OFFENSE

QB	2	LARRY BRIHM, JR.	5-11, 209, R-Sr.
	9	Jabari Dunham	6-3, 211, R-Jr.
RB	21	MICHAEL D. JONES	5-11, 197, R-Sr.
	30	Jamaruz Thompson	5-11, 211, R-Sr.
WR	17	JAWILL DAVIS	5-11, 177, R-Sr.
	80	Jordan Rivers	6-2, 176, Soph.
WR	15	FRANK BROWN	5-11, 185, R-Sr.
	11	Anthony Cruz	6-5, 210, Sr.
WR	6	KEAVON MITCHELL	5-9, 173, Jr.
	82	Jonathan Thomas	6-1, 188, Fr.
TE	86	JA-QUAN LUMAS	6-3, 230, R-Sr.
	83	Taron Mallard	6-6, 250, Jr.
LT	72	DAVID BRYANT	6-7, 336, R-Sr.
	63	Jamal Savage	606, 320, Soph.
LG	73	JOB BUISSEIRETH	6-4, 325, Sr.
	60	Marcel Anderson	6-5, 308, Sr.
C	56	CHRIS ADAMS	6-4, 300, Sr.
	69	L'Dre Barnes	6-3, 290, Soph.
RG	57	DWAYNE BROWN	6-3, 339, R-Jr.
	58	Montel Jordan	6-4, 304, R-Fr.
RT	71	PHILLIP NORMAN	6-4, 318, R-Jr.
	74	Nicholas Roos	6-7, 263, R-Soph.

DEFENSE

DE	55	TODNEY EVANS	6-2, 222, R-Jr.
	49	Delwaun Beard	6-3, 235, R-Sr.
DT	93	URIAH GILBERT	6-3, 325, Fr.
	97	Willie Brannon	6-4, 280, Soph.
DT	90	JAMAL THOMAS	6-2, 295, Jr.
	98	Daniel Palmer	6-2, 250, Sr.
DE	49	DELWAUN BEARD	6-3, 235, R-Sr.
	95	DiShawn Ray	6-4, 305, R-Jr.
OLB	16	ALEXANDER MORALES	5-10, 211, R-Jr.
	19	Marquis Hendrix	6-1, 230, Jr.
MLB	42	TRENTON BRIDGES	6-0, 234, R-Jr.
	33	Jacquae Peart	6-1, 240, Sr.
OLB	35	TREVOR MERRITT	5-10, 185, Soph.
	46	Atreyu Farrior	6-3, 232, R-Jr.
CB	7	ELLIOTT MILLER	5-9, 148, Jr.
	26	Dajuan Jackson	5-11, 185, R-Fr.
FS	22	DIQUAN RICHARDSON	5-11, 167, Sr.
	18	Joseph Johnson	5-10, 170, R-Jr.
SS	25	ARTHUR WILLIAMS	6-3, 204, R-Sr.
	18	Joseph Johnson	5-10, 170, R-Jr.
CB	3	JAMAAL BURGESS	6-0, 186, Sr.
	24	Sam Marc	6-0, 170, R-Fr.

SPECIALISTS

PK	41	URIEL HERNANDEZ	5-4, 209, Jr.
	39	Javaunie Francis	6-2, 236, Jr.
KO	39	JAVAUNIE FRANCIS	6-2, 236, Jr.
	41	Uriel Hernandez	5-4, 209, Jr.
P	39	JAVAUNIE FRANCIS	6-2, 236, Jr.
	41	Uriel Hernandez	5-4, 209, Jr.
LS	64	KENDALL BATT	6-2, 235, Fr.
	56	Chris Adams	6-4, 300, Sr.
SS	64	KENDALL BATT	6-2, 235, Fr.
	56	Chris Adams	6-4, 300, Sr.
HO	11	ANTHONY CRUZ	6-5, 210, Sr.
	2	Larry Brihm, Jr.	5-11, 209, R-Sr.
PR	15	FRANK BROWN	5-11, 185, R-Sr.
	13	DeAndre Bozeman	5-10, 173, Sr.
KR	6	KEAVON MITCHELL	5-9, 173, Jr.
	30	Jamaruz Thompson	5-11, 211, R-Sr.

START CHART

OFFENSE

Player	'14	'15	'16	'17	Streak	Career
Adams	-	-	-	3	3	3
Brihm	1	1	6	3	7	11
D. Brown	-	-	-	3	3	3
F. Brown	7	6	4	3	3	21
Bryant	-	-	5	3	4	8
Buissereth	-	-	10	3	13	13
Cruz	-	-	1	2	-	3
Ja. Davis	-	10	9	2	4	21
K. Davis	1	-	-	-	-	1
Funches	-	-	5	-	-	5
M. Jones	1	-	-	3	3	4
Lumas	1	3	6	2	1	12
Mallard	-	-	-	1	1	1
Mitchell	-	8	9	2	-	19
Nelson	-	2	-	-	-	2
Norman	-	8	10	3	21	21
Rigby	-	-	8	-	-	8
Thompson	-	-	1	-	-	1
Ak. Williams	-	-	3	-	-	3

START CHART

DEFENSE

Player	'14	'15	'16	'17	Streak	Career
Beard	-	3	6	1	1	10
Bozeman	-	-	1	-	-	1
Bridges	-	9	10	3	13	22
Burgess	-	-	8	2	1	10
Evans	-	8	7	3	4	18
Farrior	-	2	3	2	-	7
Gilbert	-	-	-	1	1	1
D. Jackson	-	-	-	1	-	1
J. Johnson	-	-	-	2	2	2
Mayo	-	-	3	-	-	3
Merritt	-	-	5	2	2	7
Miller	-	9	10	3	19	22
Morales	-	-	6	3	9	9
Palmer	-	-	5	-	-	5
Ray	-	-	7	2	-	9
Richardson	-	3	8	2	1	13
Slaughter	-	-	2	-	-	2
Ja. Thomas	-	10	1	3	4	14
K. Thompson	-	4	7	2	-	13
Ar. Williams	6	1	8	1	-	16
T. Williams	-	2	-	-	-	2

START CHART

SPECIAL TEAMS

Player	'14	'15	'16	'17	Streak	Career
Beard	-	-	-	3	3	3
Francis	-	7	7	2	1	16
Hernandez	-	10	10	2	-	22

PRONUNCIATION GUIDE

L'Dre Barnes	ELL-dray
Delwaun Beard	DELL-won
Jerry Beauchamp	BO-shamp
Job Buissereth	JOBE
	BOO-suh-RETH
Que'shaun Byrd	KWAY-sean Bird
Javon Camp-Villalobos	Juh-vaugn
	Camp VILL-uh-LOW-VOSE
Jabari Dunham	Juh-BAR-EE
	DONE-um
Atreyu Farrior	Uh-TREY-you
Javaunie Francis	Juh-VAUGHN-ee
Teaki Fuller	TEA-key
Teh'Ron Fuller	TAY-ron
Uriel Hernandez	YOUR-ee-ell
Tupac Isme	TWO-pac
	ISS-me
Dajuan Juackson	DUH-won
Jamauri Laguerre	Juh-MAR-ee
	Luh-GARE
Marquavious Linner	Mar-KWAY-VEE-us
Ja-Quan Lumas	Juh-KWAN
Deonte Mayo	DEE-on-TAY
	MAY-OH
Keavon Mitchell	KEY-vaugn
Alexander Morales	More-RAH-less
Marquavis Myers	Mar-KWAY-VUS
Kennedy Ndukwe	In-DUKE-way
Jacquae Peart	Jah-KWAY PEER-t
DiShawn Ray	DEE-sean
Prentiss Reid	PRINT-us
Diquan Richardson	DYE-kwan
Veion Robinson	VEE-on
Nicholas Roos	REWS
Jamaruz Thompson	Juh-MARE-us
Akevious Williams	Ah-KEY-VEE-us
LaDerrien Wilson	Luh-DAIRY-in



TERRY SIMS

**Head Coach, Third Season
Knoxville, 1994**

In just two seasons as the head ball coach of Bethune-Cookman University, Terry Sims has experienced very few things that his predecessors endured before him. Now entering his eighth year overall at the Daytona Beach based institution, it will be his third year at the helm of the Wildcats program.

His sophomore season of 2016 saw the Jesup, Georgia native face difficulties that not even he could imagine. Injuries plagued the Wildcats, while weather forced three games to either be delayed significantly, cancelled or moved to another date altogether. Sims saw a total of 16 starters out of the rotation – all through the first five games of the campaign.

Despite all of those setbacks, the Wildcats of Bethune-Cookman were able to bounce back to win four consecutive games down the stretch, including the Florida Blue Florida Classic contest in Orlando at newly-renovated Camping World Stadium. The win over rival Florida A&M was the sixth of its kind consecutively. BCU concluded the season with a 4-6 overall mark, but collected three of those wins away from Municipal Stadium for a 2-3 overall mark on the year – with one loss coming at FBS opponent North Texas.

Following the campaign, junior safety Diquan Richardson would be named to the All-MEAC First Team on the defensive side of the ball under the guise of Sims, while Kevin Thompson would be selected to the third team on defense. Frank Brown would be named to the second team on offense. And it was running back Jamaruz Thompkins on the third team for offense, rounding out four total Maroon and Gold student-athletes named to the postseason all-conference team.

In the winter of 2017, Sims and his staff signed one of the best classes in school history, including a number of star-ranked performers by various recruiting outlets nationally.

During his rookie season as a head coach in 2015, Sims continued the positive success enjoyed by Bethune-Cookman with the school's fourth consecutive MEAC title. He led the Wildcats to a 9-2 record in his first season and a 7-1 mark, including a share of the MEAC title.

Sims, 45, has been a part of BCU's unprecedented run of five conference titles in six years, joining the staff in spring of 2010. While 2015 marked his first year as head coach of the Wildcats, it was his sixth season overall with the program.

Terry Sims was introduced as the 15th head coach at Bethune-Cookman University on December 22, 2014. He took over the program after spending the previous five years as an assistant coach for the Wildcats.

Under his guise in 2015, Sims was named MEAC Coach of the Year after matching South Carolina State (1980-83) for the second-longest streak in MEAC history with the run of four MEAC crowns on the spin.

The Wildcats were victorious over in-state rival Florida A&M, 35-14 in Sims' debut at the helm in the annual *Florida Blue Florida Classic*, securing their stake in the conference title. BCU led the MEAC in several statistical categories, including scoring offense (31.4 avg/g), total offense (445.0 avg/g), rushing offense (191.8 yds/g), pass offense (253.2 avg/g), and pass efficiency (164.1 efficiency). The Wildcats also held top 10 positions statistically in the FCS in passing yards per completion (6th) and team passing efficiency (3rd). BCU entered the STATS FCS Top 25 poll in the final ranking of the season (25th), slowly climbing the FCS Coaches Poll to reach 21st nationally following the last game of the regular season against FAMU.

Sims had a total of 10 student-athletes named to the All-MEAC first-, second- and third team, respectfully. The list included quarterback Quentin Williams, receiver Jawill Davis, offensive lineman Dariusz Bladek, linebacker Robert Way and defensive back Marquis Drayton – all named first team selections.

The former Knoxville College student-athlete standout is recognized nationally by several collegiate and professional coaches as "a head coach that is just now getting his program", after being viewed as head coach material for quite some time – though continuing to serve as an assistant – prior to his announcement in winter of 2014. His football knowledge and defensive prowess is unparalleled, and viewed by many as second-to-none. Since his arrival in Daytona Beach back in 2010, the Wildcats defense has consistently ranked in the top 25 statistically in several categories.

In his five years prior to accepting the head coaching position with BCU, Sims served as assistant head coach. He oversaw a variety of the day-to-day duties of the BCU program, as well as working extensively with the safeties, and serving as special teams coordinator. He helped to coach a number of Mid-Eastern Athletic Conference (MEAC) all-league performers, in addition to 2013 All-America safety Nick Addison.

Before arriving in Daytona Beach, Sims spent four seasons in the Nation's Capital of Washington, D.C., serving as recruiting coordinator, special teams coordinator and defensive backs coach at Howard University. Prior to moving into the MEAC, Sims coached cornerbacks at the University of Louisiana at Lafayette for two seasons, working to improve passing coverage, and aiding the Ragin' Cajuns in attaining top-25 national pass defense rankings.

An experienced coach with ties to Texas and the Mid-Atlantic region, Sims previously served in the secondary at Prairie View A&M. While working with the Panthers, Sims coached the defensive backs, in addition to kick returners. He was also in charge of breaking down film and preparing opponent scouting reports. Additionally, he was active in the planning of recruiting weekends, organizing on-and-off campus recruiting, while serving the role of academic and compliance liaison.

Prior to joining the PVAMU staff in 2004, Sims was the defensive backs coach at Texas Southern University in Houston, also serving as the assistant head coach for three seasons and was recruiting and video coordinator.

During his four-year term with the Tigers, Sims coached some of the top defensive backs in the Southwestern Athletic Conference, including Santino Hall, who finished the 2001 season leading the conference in pass breakups with 20, and Oliver Celestine, who led TSU in interceptions and broke the school record for yards on an interception return. Both players went on to play professionally (Celestine: NY Jets, Hall: Saskatchewan Roughriders).

Before coaching at TSU, Sims worked with the running backs at Austin Peay for three seasons. He produced the 1997 Offensive MVP, Chris Black, and DeAunta McAfee, who tied the school touchdown record.

Sims began his coaching career as a student assistant in 1994, working with the linebackers at his alma mater, Knoxville College. His next stop was at the University of Louisville, where he assisted the defensive backs as a graduate assistant in 1995 and had the opportunity to work with Sam Madison, who set the school record for interceptions (16) and passes defended (44), going on to be a four-time Pro Bowl selection with the Miami Dolphins and tie the NFL interception record (21).

Sims is a 1994 graduate of Knoxville College, where he was a team captain as a defensive back on the gridiron, while also patrolling center field in baseball. He would go on to earn his Master's Degree from Louisville in 1997. Sims is married to Joyce. The couple has two children: daughter Sierra, and son Xavier.

SIMS FILE

PERSONAL

Hometown	Jesup, Ga.
Education	Knoxville, 1994 (B.S., Psychology) Louisville, 1997 (M.Ed., Education)
Family	wife Joyce; daughter Sierra; son Xavier

COACHING EXPERIENCE

1994	Linebackers (Student Assistant), Knoxville
1995-96	Defensive Backs (Graduate Assistant), Louisville
1997-99	Running Backs/Recruiting Coord., Austin Peay
2000	Defensive Backs/Recruiting Coord., Texas Southern
2001-03	Asst. Head Coach/Defensive Backs, Texas Southern
2004	Defensive Backs/Special Teams, Prairie View A&M
2005-06	Cornerbacks, UL-Lafayette
2006-09	DBs/Special Teams/Recruiting Coord., Howard
2006-09	DBs/Special Teams/Recruiting Coord., Howard
2010-14	Asst. HC/Safeties/Special Teams, Bethune-Cookman
2015-17	Head Coach, Bethune-Cookman

FCS PLAYOFF EXPERIENCE, COACH (3)

2010	Second Round vs. New Hampshire
2012	First Round vs. Coastal Carolina
2013	First Round at Coastal Carolina

PLAYING EXPERIENCE

1990-93	Knoxville
----------------	-----------

2017 GAME RECAPS

Game 1 • 18/18 Miami (Fla.) 41, Bethune-Cookman 13

September 2, 2017 • Hard Rock Stadium • Miami Gardens, Fla.

- Redshirt senior running back **Michael D. Jones** touched the end zone for the first time since 2015, returning to the lineup after sitting out the 2016 season with a medical hardship waiver.
- With his second quarter grab, senior receiver **Jawill Davis** extends his streak of games with a catch to 22 consecutive.
- Redshirt junior quarterback **Jabari Dunham** entered the game in the fourth quarter, as the Eustis, Florida native earned his first-ever action at quarterback for the Wildcats after transferring to BCU from UT-Martin in 2016.
- Bethune-Cookman's 3-0 lead in the first quarter marked the first time the Wildcats have led against a nationally-ranked FBS in school history. It also marked the third time in the series that BCU has led at some point against Miami, including 2011 and '12.

STATISTICS

SCORING	1	2	3	4	OT	F
Bethune-Cookman	3	3	7	0	—	13
Miami (Fla.)	3	21	14	3	—	41

SCORING SUMMARY

1st	7:25	BC	Hernandez 36 yd field goal
	3:19	UM	Badgley 27 yd field goal
2nd	13:31	UM	Walton 5 yd run (Badgley kick)
	8:31	UM	Cager 5 yd pass from Rosier (Badgley kick)
	5:34	UM	Langham 5 yd pass from Rosier (Badgley kick)
	0:53	BC	Hernandez 35 yd field goal
3rd	12:30	UM	Walton 6 yd run (Badgley kick)
	6:16	BC	M.D. Jones 1 yd run (Hernandez kick)
	1:08	UM	Berrios 22 yd pass from Rosier (Badgley kick)
4th	5:14	UM	Badgley 50 yd field goal

TEAM STATISTICS	BCU	UM
FIRST DOWNS	20	28
RUSHES-YARDS (NET)	30-121	34-317
PASSING YDS (NET)	229	233
Passes Att-Comp-Int	39-25-1	31-18-0
TOTAL OFFENSE PLAYS-YARDS	69-350	65-550
Fumble Returns-Yards	0-0	0-0
Punt Returns-Yards	0-0	1-12
Kickoff Returns-Yards	4-100	3-65
Interception Returns-Yards	0-0	1-24
Punts (Number-Avg)	5-39.8	2-49.0
Fumbles-Lost	1-1	1-0
Penalties-Yards	13-101	8-83
Possession Time	34:29	25:31
Third-Down Conversions	8 of 17	4 of 8
Fourth-Down Conversions	2 of 2	0 of 0
Red-Zone Scores-Chances	3-3	6-7
Sacks By: Number-Yards	0-0	1-6

INDIVIDUAL STATISTICS

RUSHING: BCU — Isme 7-47; M.D. Jones 12-43, 1 TD; Mitchell 2-18; Brihm 5-15.

UM — Walton 16-148, 2 TDs; Homer 11-103; Rosier 4-41; Gray 3-25.

PASSING: BCU — Brihm 22-35-1-212; Dunham 3-4-0-17.

UM — Rosier 17-28-0-217, 3 TDs; Evan Shirreffs 1-2-0-16.

RECEIVING: BCU — Jones 7-51; Ja. Davis 5-48; Mitchell 4-23; F. Brown 2-23; Lumas 2-14;

Thompkins 1-41; Thomas 1-19; Byrd 1-13; Isme 1-2.

UM — Langham 3-65, 1 TD; Cager 3-47, 1 TD; Berrios 3-35, 1 TD; Homer 2-25; Walton 2-8; Harley 1-18; Dallas 1-16; Irvin II 1-11.

INTERCEPTIONS: BCU — None. UM — Young 1-24.

FUMBLES: BCU — Weaver 1-1. UM — Rosier 1-0.

SACKS (UA-A): BCU — None. UM — Jackson 1-0.

TACKLES (UA-A): BCU — D. Richardson 7-6; James 3-1; Morales 2-2; Ar. Williams 2-2;

Burgess 3-0; Merritt 3-0; Ray 2-1; Ndukew 2-0; D. Jackson 2-0; Miller 1-1; Hendrix 1-1;

Evans 0-2. UM — Quarterman 6-2; Delaney 6-1; M. Jackson 4-0; Carter 4-0; Redwine 2-1;

De. Jackson 2-1; Pinckney 2-1; Ja. Johnson 1-2; Joe Jackson 1-2.

Game 2 • Bethune-Cookman 28, Southeastern La. 23

September 9, 2017 • Strawberry Stadium • Hammond, La.

- Senior receiver **Jawill Davis** extended his streak of consecutive games with a catch to 23 games in the first quarter.
- For the first time since the 2016 Florida Blue Florida Classic, Bethune-Cookman scored on its opening two possessions of the game resulting in touchdowns.
- Dating back to last year, Bethune-Cookman has now scored on its opening possession of the game in five of the last six games. **Anthony Cruz's** reception in the back of the end zone off a **Larry Brihm, Jr.** pass extended it to back-to-back games this season.
- For the second time in his three-years at the helm of the BCU program, **Terry Sims** collected a win in the Bayou State a week after falling to in-state opponent Miami (Fla.). In 2015, Sims registered his first collegiate head coaching win at Grambling State, a week after losing to FBS opponent Miami (Fla.) on the road.
- Redshirt senior quarterback **Larry Brihm, Jr.** was just short of a career-high in passing yards, accounting for 354 yards through the air in the win. However, he connected on a career-best 25 completions on 39 attempts and tallying a pair of passing touchdowns.

STATISTICS

SCORING	1	2	3	4	OT	F
Bethune-Cookman	14	0	0	14	—	28
Southeastern La.	3	6	7	7	—	23

SCORING SUMMARY

1st	10:48	BC	Cruz 11 yd pass from Brihm (Hernandez kick)
	6:43	SLU	Burkhard 32 yd field goal
	1:32	BC	M.D. Jones 4 yd run (Hernandez kick)
2nd	14:32	SLU	Burkhard 26 yd field goal
	6:14	SLU	Burkhard 33 yd field goal
3rd	12:42	SLU	Bethea 7 yd run (Burkhard kick)
4th	11:00	BC	Ja. Davis 2 yd pass from Brihm (Hernandez kick)
	10:36	SLU	Petit-Frere 92 yd kickoff return (Burkhard kick)
	6:04	BC	Brihm 1 yd run (Hernandez kick)

TEAM STATISTICS	BCU	SLU
FIRST DOWNS	22	14
RUSHES-YARDS (NET)	38-128	35-198
PASSING YDS (NET)	354	93
Passes Att-Comp-Int	39-25-1	24-11-3
TOTAL OFFENSE PLAYS-YARDS	77-482	59-291
Fumble Returns-Yards	0-0	0-0
Punt Returns-Yards	3-21	2-3
Kickoff Returns-Yards	5-100	5-159
Interception Returns-Yards	3-6	1-0
Punts (Number-Avg)	4-35.8	4-41.2
Fumbles-Lost	3-2	1-0
Penalties-Yards	14-132	10-85
Possession Time	33:36	26:24
Third-Down Conversions	4 of 13	4 of 12
Fourth-Down Conversions	1 of 1	0 of 1
Red-Zone Scores-Chances	4-4	4-4
Sacks By: Number-Yards	0-0	1-9

INDIVIDUAL STATISTICS

RUSHING: BCU — M.D. Jones 17-95, 1 TD; Brihm 12-25, 1 TD; Thompkins 6-11; Isme 1-0;

Mitchell 1-minus 1. SLU — Isom 5-86; Bethea 16-68, 1 TD; Maracalin 6-22; D. Johnson 4-16; Conner 1-3; Mitchell 1-2; M. Thomas 2-1.

PASSING: BCU — Brihm, Jr. 25-39-1-354, 2 TDs.

SLU — Isom 11-23-3-93; M. Thomas 0-1-0-0.

RECEIVING: BCU — Ja. Davis 7-138, 1 TD; Mitchell 6-125; M.D. Jones 4-27; F. Brown 3-25;

Byrd 2-13; Lumas 1-15; Cruz 1-11, 1 TD; Thompkins 1-0.

SLU — Dickey 6-58; Price 1-8; N. Jackson 1-7; Conner 1-7; Maracalin 1-7; A. Mitchell 1-6.

INTERCEPTIONS: BCU — Merritt 1-6; D. Richardson 1-0; Miller 1-0. SLU — Ellison 1-0.

FUMBLES: BCU — Brihm 3-2. SLU — Isom 1-0.

SACKS (UA-A): BCU — None. SLU — Teuhema 1-0.

TACKLES (UA-A): BCU — Morales 5-4; Gilbert 2-5; Ray 2-3; D. Richardson 2-2; Atreyu Farrior

1-3; Ja. Thomas 0-4; Bridges 0-4; Miller 2-1; Ndukew 1-2; Merritt 1-2; Beard 0-3;

Da. Jackson 2-0; Mayo 2-0; Curry 1-1; Thompson 1-1; Evans 1-1.

SLU — Lyons 7-10; Teuhema 5-6; Williams 4-5; Spight 6-2; Jiannoni 4-2; Sigers 4-2;

Sexton 2-3; Ellison 3-1; Mosley 2-0; Miller 1-1; Craig 1-1; Cherry 1-1; Vaughn 0-2;

Rutledge 0-2.

2017 GAME RECAPS

Game 3 • Florida Atlantic 45, Bethune-Cookman 0

September 16, 2017 • FAU Stadium • Boca Raton, Fla.

- Redshirt senior safety **Diquan Richardson** collected his second interception of the year, picking off a Daniel Parr pass in the second quarter.
- Redshirt junior offensive lineman **Troy Wilkins II** took his first career snaps on the defensive line in the third quarter. He went on to register a tackle in the fourth quarter.
- The loss takes BCU to 2-8 all-time against teams from the Football Bowl Subdivision (FBS), including an 0-4 mark under **Terry Sims** in games against Miami (2x), Florida Atlantic and North Texas, respectfully.
- Former quarterback and current wide receiver senior **Anthony Cruz** took a total of three snaps under center for the Wildcats, including two to end the opening half. In the process, the Brooklyn, New York native attempted one pass to conclude the first half.

STATISTICS

SCORING	1	2	3	4	OT	F
Bethune-Cookman	0	0	0	0	—	0
Florida Atlantic	14	7	17	7	—	45

SCORING SUMMARY

1st	6:53	FAU	Parr 9 yd run (Joseph kick)
	3:57	FAU	Bryant 5 yd pass from Parr (Joseph kick)
2nd	9:06	FAU	Parr 2 yd run (Joseph kick)
3rd	11:15	FAU	Singletary 19 yd run (Joseph kick)
	7:42	FAU	Joseph 46 yd field goal
	5:29	FAU	Howell 1 yd run (Joseph kick)
4th	4:12	FAU	Tooley 14 yd fumble recovery (Joseph kick)

TEAM STATISTICS	BCU	FAU
FIRST DOWNS	7	32
RUSHES-YARDS (NET)	33-61	58-439
PASSING YDS (NET)	56	180
Passes Att-Comp-Int	22-9-1	32-19-1
TOTAL OFFENSE PLAYS-YARDS	55-117	90-619
Fumble Returns-Yards	0-0	1-14
Punt Returns-Yards	0-0	1--1
Kickoff Returns-Yards	2-30	1-6
Interception Returns-Yards	1-0	1-0
Punts (Number-Avg)	11-36.5	3-32.0
Fumbles-Lost	1-1	2-1
Penalties-Yards	10-83	8-83
Possession Time	26:56	33:04
Third-Down Conversions	3 of 15	4 of 13
Fourth-Down Conversions	0 of 0	2 of 4
Red-Zone Scores-Chances	0-0	5-6
Sacks By: Number-Yards	2-8	4-26

INDIVIDUAL STATISTICS

RUSHING: BCU — M.D. Jones 11-48; Thompkins 5-9; Dunham 2-7; Cruz 2-3;

Brihm, Jr. 7-minus 2; Isme 6-minus 4. FAU — Howell, Jr. 13-175; Singletary 11-109; Whyte, Jr. 13-48; Parr 8-38; Driskel 5-26; Franklin 1-18; Solomon 1-12; Hearn 4-11; Clark 2-2.

PASSING: BCU — Brihm, Jr. 9-19-1-56; Dunham 0-2-0-0; Cruz 0-1-0-0.

FAU — Parr 15-26-1-165; Driskel 4-6-0-15.

RECEIVING: BCU — Lumas 3-38; Cruz 2-13; F. Brown 1-7; Mitchell 1-0; M.D. Jones 1-minus 1;

Byrd 1-minus 1. FAU — McNeal 4-70; Solomon 4-36; Singletary 3-22; Harrison 2-26; Franklin 2-12; Whyte, Jr. 1-8; Bryant 1-5; Clark 1-2; Harris 1-minus 1.

INTERCEPTIONS: BCU — Richardson 1-0. FAU — Tooley 1-0.

FUMBLES: BCU — Isme 1-1. FAU — Driskel 1-0; Singletary 1-1.

SACKS (UA-A): BCU — Bridges 2-0. FAU — Hafiz 0-1; Nagel 0-1; Internicola 1-0; W. Davis 1-0; Bagner 0-1; McCrary 0-1.

TACKLES (UA-A): BCU — Hendrix 7-3; Richardson 7-2; Miller 5-3; Ar. Williams 5-2; Merritt 4-3; James 3-4; Morales 2-3; Ndukew 4-0; Johnson 2-2; Ray 0-4; Bridges 2-1; T. Williams 1-2; Wilkins II 0-3; Evans 0-3. FAU — Hafiz 1-5; R. Smith 4-1; Al-Shaair 2-3; Harris 2-2; W. Davis 1-3; Internicola 2-1; Ra. Williams 2-1; McCarthy 1-2; Leggett 0-3.

2017 STATISTICS (OVERALL: 1-2, MEAC: 0-0, HOME: 0-0, AWAY: 1-2, NETRAL: 0-0)

RESULTS

1-2 (0-0 MEAC)						
DATE	BC	OPP	OPPONENT	W/L	SCORE	ATT
Sept. 2	—	18	at Miami (Fla.)	L	41-13	50,454
Sept. 9	—	—	at Southeastern La.	W	28-23	6,321
Sept. 16	—	—	at Florida Atlantic	L	45-0	16,743
Sept. 23	—	—	• at Howard			
Sept. 30	—	—	• Savannah State			
Oct. 14	—	—	• South Carolina State			
Oct. 21	—	—	• at North Carolina A&T			
Oct. 28	—	—	• Hampton			
Nov. 4	—	—	• Morgan State			
Nov. 11	—	—	• at North Carolina Central			
Nov. 18	—	—	• vs. Florida A&M			

TEAM STATISTICS

	BCU	OPP
SCORING	41	109
Points Per Game	13.7	36.3
Points Off Turnovers	0	17
FIRST DOWNS	49	74
Rushing	20	44
Passing	24	23
Penalty	5	7
RUSHING YARDAGE	310	954
Yards gained rushing	416	992
Yards lost rushing	106	38
Rushing Attempts	101	127
Average Per Rush	3.1	7.5
Average Per Game	103.3	318.0
TDs Rushing	3	7
PASSING YARDAGE	639	506
Comp-Att-Int	59-100-3	48-87-4
Average Per Pass	6.4	5.8
Average Per Catch	10.8	10.5
Average Per Game	213.0	168.7
TDs Passing	2	4
TOTAL OFFENSE	949	1460
Total Plays	201	214
Average Per Play	4.7	6.8
Average Per Game	316.3	486.7
KICK RETURNS: #-Yards	11-230	9-230
PUNT RETURNS: #-Yards	3-21	4-14
INT RETURNS: #-Yards	4-6	3-24
KICK RETURN AVERAGE	20.9	25.6
PUNT RETURN AVERAGE	7.0	3.5
INT RETURN AVERAGE	1.5	8.0
FUMBLES-LOST	5-4	4-1
PENALTIES-Yards	37-316	26-251
Average Per Game	105.3	83.7
PUNTS-Yards	20-743	9-359
Average Per Punt	37.2	39.9
Net punt average	35.5	37.6
TIME OF POSSESSION/Game	31:40	28:20
3RD-DOWN Conversions	15/45	12/33
3rd-Down Pct	33%	36%
4TH-DOWN Conversions	3/3	2/5
4th-Down Pct	100%	40%
SACKS BY-Yards	2-8	6-41
MISC YARDS	0	0
TOUCHDOWNS SCORED	5	13
FIELD GOALS-ATTEMPTS	2-3	6-6
ON-SIDE KICKS	0-0	1-1
RED-ZONE SCORES	(7-7) 100%	(15-17) 88%
RED-ZONE TOUCHDOWNS	(5-7) 71%	(10-17) 59%
PAT-ATTEMPTS	(5-5) 100%	(13-13) 100%
ATTENDANCE	0	73518
Games/Avg Per Game	0/0	3/24506
Neutral Site Games		0/0

SCORE BY QUARTERS	1Q	2Q	3Q	4Q	OT	Total
Bethune-Cookman	17	3	7	14	—	41
Opponents	20	34	38	17	—	109

RUSHING

	G	ATT	GAIN	LOSS	NET	AVG	TD	LG	YPG
Michael D. Jones	3	40	197	11	186	4.7	2	25	62.0
Tupac Isme	3	14	56	13	43	3.1	0	23	14.3
Larry Brihm, Jr.	3	24	101	63	38	1.6	1	20	12.7
Jamaruz Thompkins	3	14	34	15	19	1.4	0	10	6.3
Keavon Mitchell	3	3	18	1	17	5.7	0	9	5.7
Jabari Dunham	2	2	7	0	7	3.5	0	7	3.5
Anthony Cruz	3	2	3	0	3	1.5	0	3	1.0
Frank Brown	3	1	0	1	-1	-1.0	0	0	-0.3
Team	1	1	0	2	-2	-2.0	0	0	-2.0
TOTAL	3	101	416	106	310	3.1	3	25	103.3
OPPONENTS	3	127	992	38	954	7.5	7	60	318.0

PASSING

	G	EFF	C-A-I	PCT	YDS	TD	LG	AVG/G
Larry Brihm, Jr.	3	117.04	56-93-3	60.2	622	2	47	207.3
Jabari Dunham	2	73.80	3-6-0	50.0	17	0	19	8.5
Anthony Cruz	3	0.00	0-1-0	0.0	0	0	0	0.0
TOTAL	3	113.28	59-100-3	59.0	639	2	47	213.0
OPPONENTS	3	110.00	48-87-4	55.2	506	4	46	168.7

RECEIVING

	G	NO	YDS	AVG	TD	LG	AVG/G
Jawill Davis	3	12	186	15.5	1	38	62.0
Michael D. Jones	3	12	77	6.4	0	21	25.7
Keavon Mitchell	3	11	148	13.5	0	47	49.3
Ja-Quan Lumas	3	6	67	11.2	0	26	22.3
Frank Brown	3	6	55	9.2	0	12	18.3
Que'shaun Byrd	3	4	25	6.2	0	13	8.3
Anthony Cruz	3	3	24	8.0	1	11	8.0
Jamaruz Thompkins	3	2	41	20.5	0	41	13.7
Jonathon Thomas	3	1	19	19.0	0	19	6.3
Tupac Isme	3	1	2	2.0	0	2	0.7
Demetrius Weaver	3	1	-5	-5.0	0	0	-1.7
TOTAL	3	59	639	10.8	2	47	213.0
OPPONENTS	3	48	506	10.5	4	46	168.7

TOTAL OFFENSE

	G	PLAYS	RUSH	PASS	TOTAL	AVG/G
Larry Brihm, Jr.	3	117	38	622	660	220.0
Michael D. Jones	3	40	186	0	186	62.0
Tupac Isme	3	14	43	0	43	14.3
Jabari Dunham	2	8	7	17	24	12.0
Jamaruz Thompkins	3	14	19	0	19	6.3
Keavon Mitchell	3	3	17	0	17	5.7
Anthony Cruz	3	3	3	0	3	1.0
Frank Brown	3	1	-1	0	-1	-0.3
Team	1	1	-2	0	-2	-2.0
TOTAL	3	201	310	639	949	316.3
OPPONENTS	3	214	954	506	1460	486.7

2017 STATISTICS (OVERALL: 1-2, MEAC: 0-0, HOME: 0-0, AWAY: 1-2, NEUTRAL: 0-0)

SCORING

	TD	FGs	PAT	RUSH	RCV	PASS	DXP	SAF	PTS
Michael D. Jones	2	0-0	0-0	0-0	0	0-0	0	0	12
Uriel Hernandez	0	2-3	5-5	0-0	0	0-0	0	0	11
Jawill Davis	1	0-0	0-0	0-0	0	0-0	0	0	6
Anthony Cruz	1	0-0	0-0	0-0	0	0-0	0	0	6
Larry Brihm, Jr.	1	0-0	0-0	0-0	0	0-0	0	0	6
TOTAL	5	2-3	5-5	0-0	0	0-0	0	0	41
OPPONENTS	13	6-6	13-13	0-0	0	0-0	0	0	109

PUNT RETURNS

	NO	YDS	AVG	TD	LG
Frank Brown	3	21	7.0	0	9
TOTAL	3	21	7.0	0	9
OPPONENTS	4	14	3.5	0	12

KICK RETURNS

	NO	YDS	AVG	TD	LG
Keavon Mitchell	7	157	22.4	0	27
Que'shaun Byrd	4	73	18.2	0	26
TOTAL	11	230	20.9	0	27
OPPONENTS	9	230	25.6	1	92

INTERCEPTIONS

	NO	YDS	AVG	TD	LG
Diquan Richardson	2	0	0.0	0	0
Elliott Miller	1	0	0.0	0	0
Trevor Merritt	1	6	6.0	0	6
TOTAL	4	6	1.5	0	6
OPPONENTS	3	24	8.0	0	24

FUMBLE RETURNS

	NO	YDS	AVG	TD	LG
TOTAL	0	0	0.0	0	0
OPPONENTS	1	14	14.0	1	14

ALL-PURPOSE YARDS

	G	RUSH	REC	PR	KR	IR	TOT	AVG/G
Keavon Mitchell	3	17	148	0	157	0	322	107.3
Michael D. Jones	3	186	77	0	0	0	263	87.7
Jawill Davis	3	0	186	0	0	0	186	62.0
Que'shaun Byrd	3	0	25	0	73	0	98	32.7
Frank Brown	3	-1	55	21	0	0	75	25.0
Ja-Quan Lumas	3	0	67	0	0	0	67	22.3
Jamaruz Thompkins	3	19	41	0	0	0	60	20.0
Tupac Isme	3	43	2	0	0	0	45	15.0
Larry Brihm, Jr.	3	38	0	0	0	0	38	12.7
Anthony Cruz	3	3	24	0	0	0	27	9.0
Jonathon Thomas	3	0	19	0	0	0	19	6.3
Jabari Dunham	2	7	0	0	0	0	7	3.5
Trevor Merritt	3	0	0	0	0	6	6	2.0
Team	1	-2	0	0	0	0	-2	-2.0
Demetrius Weaver	3	0	-5	0	0	0	-5	-1.7
TOTAL	3	310	639	21	230	6	1206	402.0
OPPONENTS	3	954	506	14	230	24	1728	576.0

PUNTING

	NO	YDS	AVG	LG	TB	FC	I20	50+	BLK
Javaunie Francis	18	694	38.6	61	1	5	4	3	0
Uriel Hernandez	2	49	24.5	25	0	0	1	0	0
TOTAL	20	743	37.2	61	1	5	5	3	0
OPPONENTS	9	359	39.9	51	0	2	3	2	0

FIELD GOALS

	FG	PCT	0-19	20-29	30-39	40-49	50-99	LG	BLK
Uriel Hernandez	2-3	66.7	0-0	0-0	2-3	0-0	0-0	36	1

FIELD GOAL SEQUENCE

	BCU	OPPONENTS
Miami (Fla.)	(36),(35)	(27),(50)
Southeastern Louisiana	39	(32),(26),(33)
Florida Atlantic	-	(46)

Numbers in parentheses indicate field goal was made.

KICKOFFS

	NO	YDS	AVG	LG	OB	RET	NET	YDLN
Uriel Hernandez	6	335	55.8	0	0			
Javaunie Francis	4	206	51.5	0	1			
TOTAL	10	541	54.1	0	1	230	31.1	33
OPPONENTS	21	1352	64.4	9	1	230	42.7	22

2017 STATISTICS (OVERALL: 1-2, MEAC: 0-0, HOME: 0-0, AWAY: 1-2, NEUTRAL: 0-0)

DEFENSIVE STATISTICS

	GP	UA	AT	TT	TFL-YDS	SACK-YDS	INT-YDS	PBU	QBH	FR-YDS	FF	BLK	SAF
Diquan Richardson	3-2	16	10	26	.	.	2-0	1	.	.	1	.	.
Alexander Morales	3-3	9	9	18	1.0-4
Trevor Merritt	3-2	8	5	13	1.0-2	.	1-6	1
Elliott Miller	3-3	8	5	13	0.5-2	.	1-0	1
DiShawn Ray	3-2	4	8	12	1.0-1
Devin James	3-0	7	5	12	2.0-3	1	.	.
Marquis Hendrix	3-0	8	4	12	.	.	.	1
Arthur Williams	2-1	7	4	11
Uriah Gilbert	3-1	4	6	10	1.0-1
Kennedy Ndukew	3-0	7	2	9	1.5-4
Trenton Bridges	3-3	2	5	7	2.0-8	2.0-8	.	.	.	1-0	.	.	.
Todney Evans	3-3	1	6	7	1.5-4
Jamaal Burgess	3-2	6	.	6
Atreyu Farrior	3-2	1	5	6	0.5-0
Delwaun Beard	3-1	1	4	5	1.5-13	.	.	1
Joseph Johnson	3-2	3	2	5	.	.	.	1
Jamal Thomas	3-3	1	4	5
Dajuan Jackson	3-1	5	.	5	1.0-2
Torian Williams	2-0	2	2	4	0.5-0
Kevin Thompson	2-2	2	1	3
Deonte Mayo	3-0	3	.	3
Gerome Howard	3-0	1	2	3
Tyre Curry	3-0	1	2	3
Marques Ford	3-0	.	3	3	0.5-1	.	.	.	2
Troy Wilkins II	2-0	.	3	3
Justice Hunt	3-0	.	2	2	0.5-1
Davonte Lawrence	3-0	2	.	2	.	.	.	1
Jamauri Laguerre	3-0	1	1	2
Dwayne Brown	3-3	1	1	2
Jacquae Peart	3-0	1	1	2
Shakur Nesmith	2-0	1	.	1
Sam Marc	3-0	.	1	1
Malik Slaughter	1-0	.	1	1
Daniel Palmer	1-0	1	.	1
DeAndre Bozeman	3-0	1	.	1
TOTAL	3-0	115	104	219	16-46	2-8	4-6	7	2	1-0	2	.	.
OPPONENTS	3-0	111	96	207	24.0-81	6-41	3-24	13	9	4-14	5	1	.



2017 STATISTICS (OVERALL: 1-2, MEAC: 0-0, HOME: 0-0, AWAY: 1-2, NEUTRAL: 0-0)

GAME-BY-GAME TEAM STATISTICS

GAME	FINAL SCORE	QUARTERS				1ST DOWNS		RUSHING		PASSING		TOT OFF		PUNTS		PENALTY		3RD	4TH	RED	SACKS	FIELD	POSSESSION TIME				
		1	2	3	4	OT	R-P-PE	TOT	NO-YDS-TD	C-A-I	YDS	TD	ATT-YDS	NO-AVG	F-FL	NO-YDS	DNS	DNS	ZONE	NO-YDS	GOALS	1	2	3	4	TOT	
Bethune-Cookman	13	3	3	7	0		8-10-2	20	30-121-1	25-39-1	229	0	69-350	5-39.8	1-1	13-101	8-17	2-2	3-3	0-0	2-2	9:39	7:34	8:52	8:24	34:29	
at Miami (Fla.)	41	3	21	14	3		15-11-2	28	34-317-2	18-31-0	233	3	65-550	2-49.0	1-0	8-83	4-8	0-0	6-7	1-6	2-2	5:21	7:26	6:08	6:36	25:31	
Bethune-Cookman	28	14	0	0	14		8-11-3	22	38-128-2	25-39-1	354	2	77-482	4-35.8	3-2	14-132	4-13	1-1	4-4	0-0	0-1	7:23	7:15	10:11	8:47	33:36	
at Southeastern La.	23	3	6	7	7		7-6-1	14	35-198-1	11-24-3	93	0	59-291	4-41.2	1-0	10-85	4-12	0-1	4-4	1-9	3-3	7:37	7:45	4:49	6:13	26:24	
Bethune-Cookman	0	0	0	0	0		4-3-0	7	33-61-0	9-22-1	56	0	55-117	11-36.5	1-1	10-83	3-15	0-0	0-0	2-8	0-0	6:23	8:02	5:38	6:53	26:56	
at Florida Atlantic	45	14	7	17	7		22-6-4	32	58-439-4	19-32-1	180	1	90-619	3-32.0	2-1	8-83	4-13	2-4	5-6	4-26	1-1	8:37	6:58	9:22	8:07	33:04	
Bethune-Cookman																											
at Howard																											
Bethune-Cookman																											
Savannah State																											
Bethune-Cookman																											
South Carolina State																											
Bethune-Cookman																											
at North Carolina A&T																											
Bethune-Cookman																											
Hampton																											
Bethune-Cookman																											
Morgan State																											
Bethune-Cookman																											
at North Carolina Central																											
Bethune-Cookman																											
vs. Florida A&M																											

GAME-BY-GAME OFFENSIVE STARTERS

	LT	LG	C	RG	RT	QB	RB	WR	WR	WR	WR
at Miami (Fla.)	Bryant	Buissereth	Adams	D. Brown	Norman	Brihm, Jr.	M.D. Jones	Cruz	K. Davis	Mitchell	Lumas (TE)
at Southeastern La.	Bryant	Buissereth	Adams	D. Brown	Norman	Brihm, Jr.	M.D. Jones	Cruz	Ja. Davis	Mitchell	F. Brown
at Florida Atlantic	Bryant	Buissereth	Adams	D. Brown	Norman	Brihm, Jr.	M.D. Jones	F. Brown	Ja. Davis	Mallard (TE)	Lumas (TE)
at Howard											
Savannah State											
South Carolina State											
at North Carolina A&T											
Hampton											
Morgan State											
at North Carolina Central											
vs. Florida A&M											

GAME-BY-GAME DEFENSIVE STARTERS

	DE	DT	DT	DE	OLB	MLB	OLB	CB	S	S	CB
at Miami (Fla.)	Evans	Thompson	Ja. Thomas	Ray	Morales	Bridges	Farrior	Miller	D. Richardson	Ar. Williams	Burgess
at Southeastern La.	Evans	Ray	Ja. Thomas	Thompson	Morales	Bridges	Farrior	Miller	Merritt	J. Johnson	Da. Jackson
at Florida Atlantic	Evans	Gilbert	Ja. Thomas	Beard	Morales	Bridges	Merritt (S)	Miller	D. Richardson	J. Johnson	Burgess
at Howard											
Savannah State											
South Carolina State											
at North Carolina A&T											
Hampton											
Morgan State											
at North Carolina Central											
vs. Florida A&M											

2017 STATISTICS (OVERALL: 1-2, MEAC: 0-0, HOME: 0-0, AWAY: 1-2, NEUTRAL: 0-0)

GAME-BY-GAME PASSING

COLLYN ANDERSON	COMP	ATT	INT	PCT	YDS	TD	LG	SACKS	EFF	LARRY BRIHM, JR.	COMP	ATT	INT	PCT	YDS	TD	LG	SACKS	EFF
at Miami (Fla.)	DNP									at Miami (Fla.)	22	35	1	62.9	212	0	41	1-6	108.02
at Southeastern Louisiana	DNP									at Southeastern Louisiana	25	39	1	64.1	354	2	47	1-9	152.14
at Florida Atlantic	DNP									at Florida Atlantic	9	19	1	47.4	56	0	26	4-26	61.60
at Howard										at Howard									
Savannah State										Savannah State									
South Carolina State										South Carolina State									
at North Carolina A&T										at North Carolina A&T									
Hampton										Hampton									
Morgan State										Morgan State									
at North Carolina Central										at North Carolina Central									
vs. Florida A&M										vs. Florida A&M									

JABARI DUNHAM	COMP	ATT	INT	PCT	YDS	TD	LG	SACKS	EFF	AKEVIOUS WILLIAMS	COMP	ATT	INT	PCT	YDS	TD	LG	SACKS	EFF
at Miami (Fla.)	3	4	0	75.0	17	0	19	0-0	110.70	at Miami (Fla.)	DNP								
at Southeastern Louisiana	DNP									at Southeastern Louisiana	DNP								
at Florida Atlantic	0	2	0	0.0	0	0	0	0-0	0.00	at Florida Atlantic	DNP								
at Howard										at Howard									
Savannah State										Savannah State									
South Carolina State										South Carolina State									
at North Carolina A&T										at North Carolina A&T									
Hampton										Hampton									
Morgan State										Morgan State									
at North Carolina Central										at North Carolina Central									
vs. Florida A&M										vs. Florida A&M									

GAME-BY-GAME RUSHING (No.-Yards-TDs)

	NO-YDS-TD	MIA	SLU	FAU	HOW	SSU	SCSU	NCAT	HAM	MSU	NCCU	FAMU
Michael D. Jones	40-186-2	12-43-1	17-95-1	11-48-0								
Tupac Isme	14-43-0	7-47-0	1-0-0	6-(-4)-0								
Larry Brihm	24-38-1	5-15-0	12-25-1	7-(-2)-0								
Jamaruz Thompkins	14-19-0	3-(-1)-0	6-11-0	5-9-0								
Keavon Mitchell	3-17-0	2-18-0	1-(-1)-0	-								
Jabari Dunham	2-7-0	-	DNP	2-7-0								
Anthony Cruz	2-3-0	-	-	2-3-0								
Frank Brown	1-(-1)-0	1-(-1)-0	-	-								
Team	1-(-2)-0	DNP	1-(-2)-0	DNP								

GAME-BY-GAME RECEIVING (No.-Yards-TDs)

	NO-YDS-TD	MIA	SLU	FAU	HOW	SSU	SCSU	NCAT	HAM	MSU	NCCU	FAMU
Jawill Davis	12-186-1	5-48-0	7-138-1	-								
Keavon Mitchell	11-148-0	4-23-0	6-125-0	1-0-0								
Michael Jones	12-77-0	7-51-0	4-27-0	1-(-1)-0								
Ja-Quan Lumas	6-67-0	2-14-0	1-15-0	3-38-0								
Frank Brown	6-55-0	2-23-0	3-25-0	1-7-0								
Jamaruz Thompkins	2-41-0	1-41-0	1-0-0	-								
Que'shaun Byrd	4-25-0	1-13-0	2-13-0	1-(-1)-0								
Anthony Cruz	3-24-1	-	1-11-1	2-13-0								
Jonathon Thomas	1-19-0	1-19-0	-	-								
Tupac Isme	1-2-0	1-2-0	-	-								
Demetrius Weaver	1-(-5)-0	1-(-5)-0	-	-								

GAME-BY-GAME PUNTING

JAVAUNIE FRANCIS	NO	YDS	AVG	LG	I20	TB	50+	60+
at Miami (Fla.)	5	199	39.8	61	1	0	1	1
at Southeastern Louisiana	2	94	47.0	50	1	0	1	0
at Florida Atlantic	11	401	36.5	53	2	1	1	0
at Howard								
Savannah State								
South Carolina State								
at North Carolina A&T								
Hampton								
Morgan State								
at North Carolina Central								
vs. Florida A&M								

GAME-BY-GAME KICKING

JAVAUNIE FRANCIS	NO	YDS	AVG	TB	OB
at Miami (Fla.)	3	154	51.3	0	1
at Southeastern Louisiana	0	0	0.0	0	0
at Florida Atlantic	1	52	52.0	0	0
at Howard					
Savannah State					
South Carolina State					
at North Carolina A&T					
Hampton					
Morgan State					
at North Carolina Central					
vs. Florida A&M					

URIEL HERNANDEZ	NO	YDS	AVG	LG	I20	TB	50+	60+
at Miami (Fla.)	-	-	-	-	-	-	-	-
at Southeast Louisiana	2	49	24.5	25	1	0	0	0
at Florida Atlantic	DNP							
at Howard								
Savannah State								
South Carolina State								
at North Carolina A&T								
Hampton								
Morgan State								
at North Carolina Central								
vs. Florida A&M								

URIEL HERNANDEZ	PAT	ATT	PCT	FG	FGA	PCT	LG	PTS
at Miami (Fla.)	1	1	1.000	2	2	1.000	36	7
at Southeast Louisiana	4	4	1.000	0	1	.000	-	4
at Florida Atlantic	DNP							
at Howard								
Savannah State								
South Carolina State								
at North Carolina A&T								
Hampton								
Morgan State								
at North Carolina Central								
vs. Florida A&M								

2017 STATISTICS (OVERALL: 1-2, MEAC: 0-0, HOME: 0-0, AWAY: 1-2, NEUTRAL: 0-0)

GAME-BY-GAME TACKLES (UT-AT-TT)

	UT-AT-TT	MIA	SLU	FAU	HOW	SSU	SCSU	NCAT	HAM	MSU	NCCU	FAMU
DiQuan Richardson	16-10-26	7-6	2-2	7-2								
Alexander Morales	9-9-18	2-2	5-4	2-3								
Trevor Merritt	8-5-13	3-0	1-2	4-3								
Elliott Miller	8-5-13	1-1	2-1	5-3								
DiShawn Ray	4-8-12	2-1	2-3	0-4								
Devin James	7-5-12	3-1	1-0	3-4								
Marquis Hendrix	8-4-12	1-1	-	7-3								
Arthur Williams	7-4-11	2-2	DNP	5-2								
Uriah Gilbert	4-6-10	1-0	2-5	1-1								
Kennedy Ndukew	7-2-9	2-0	1-2	4-0								
Trenton Bridges	2-5-7	-	0-4	2-1								
Todney Evans	1-6-7	0-2	1-1	0-3								
Jamaal Burgess	6-0-6	3-0	1-0	2-0								
Atreyu Farrior	1-5-6	0-1	1-3	0-1								
Delwaun Beard	1-4-5	-	0-3	1-1								
Joseph Johnson	3-2-5	1-0	-	2-2								
Jamal Thomas	1-4-5	1-0	0-4	-								
Dajuan Jackson	5-0-5	2-0	2-0	1-0								
Torian Williams	2-2-4	1-0	DNP	1-2								
Kevin Thompson	2-1-3	1-0	1-1	DNP								
Deonte Mayo	3-0-3	1-0	2-0	-								
Gerome Howard	1-2-3	0-1	-	1-1								
Tyre Curry	1-2-3	-	1-1	0-1								
Marques Ford	0-3-3	-	0-1	0-2								
Troy Wilkins II	0-3-3	-	DNP	0-3								
Justice Hunt	0-2-2	0-1	-	0-1								
Davonte Lawrence	2-0-2	1-0	-	1-0								
Jamauri Laguerre	1-1-2	-	1-0	0-1								
Dwayne Brown	1-1-2	1-0	0-1	-								
Jacquae Peart	1-1-2	1-0	0-1	-								
Shakur Nesmith	1-0-1	-	1-0	DNP								
Sam Marc	0-1-1	-	0-1	-								
Malik Slaughter	0-1-1	0-1	DNP	DNP								
Daniel Palmer	1-0-1	1-0	DNP	DNP								
DeAndre Bozeman	1-0-1	1-0	-	-								

GAME-BY-GAME TACKLES FOR LOSS (TFL-YDS)

	TFL-YDS	MIA	SLU	FAU	HOW	SSU	SCSU	NCAT	HAM	MSU	NCCU	FAMU
Trenton Bridges	2-0-8	-	-	2-0-8								
Devin James	2-0-3	-	-	2-0-3								
Todney Evans	1-5-4	-	1-0-1	0-5-3								
Kennedy Ndukew	1-5-4	-	0-5-0	1-0-4								
Delwaun Beard	1-5-13	-	0-5-1	1-0-12								
Uriah Gilbert	1-0-1	-	1-0-1	-								
Dajuan Jackson	1-0-2	1-0-2	-	-								
DiShawn Ray	1-0-1	-	1-0-1	-								
Trevor Merritt	1-0-2	1-0-2	-	-								
Alexander Morales	1-0-4	-	-	1-0-4								
Justice Hunt	0-5-1	-	-	0-5-1								
Marques Ford	0-5-1	-	0-5-1	-								
Torian Williams	0-5-0	-	DNP	0-5-0								
Atreyu Farrior	0-5-0	-	0-5-0	-								
Elliott Miller	0-5-2	-	-	0-5-2								

GAME-BY-GAME SACKS (SACKS-YDS)

	SACKS-YDS	MIA	SLU	FAU	HOW	SSU	SCSU	NCAT	HAM	MSU	NCCU	FAMU
Trenton Bridges	2-0-8	-	-	2-0-8								

2017 STATISTICS (OVERALL: 1-2, MEAC: 0-0, HOME: 0-0, AWAY: 1-2, NEUTRAL: 0-0)

SCORING DRIVES

OPPONENT	PLAYS	YDS	DRIVE		QTR/ CLOCK	DRIVE	
			TIME	START		PLAY	
at Miami (Fla.)	12	54	7:35	1st/7:25	BC19	Hernandez 36 field goal	
at Miami (Fla.)	14	59	4:41	2nd/0:53	BC18	Hernandez 35 field goal	
at Miami (Fla.)	11	75	6:14	3rd/6:16	BC25	M.D. Jones 1 run	
at Southeastern La.	8	78	2:07	1st/10:48	BC22	Cruz 11 pass from Brihm	
at Southeastern La.	9	88	5:06	1st/1:32	BC12	M.D. Jones 4 run	
at Southeastern La.	5	43	1:38	4th/11:00	SL43	Ja. Davis 2 pass from Brihm	
at Southeastern La.	11	72	4:34	4th/6:04	BC28	Brihm 1 run	
AVERAGE DRIVE	10.0	67.0	4:33				

DRIVES SUPERLATIVES

MOST PLAYS:	14 at Miami (Fla.)	FEWEST PLAYS:	1 at Florida Atlantic
MOST YARDS:	88 at Southeastern Louisiana	FEWEST YARDS:	(-11) at Florida Atlantic
LONGEST TIME:	7:35 at Miami (Fla.)	SHORTEST TIME:	0:00 at Florida Atlantic

LONG PLAYS (25-plus yards from scrimmage)

YDS	PLAY	OPPONENT (QTR)
47	Keavon Mitchell pass from Larry Brihm, Jr.	at Southeastern Louisiana (1st)
41	Jamaruz Thompkins pass from Larry Brihm, Jr.	at Miami (3rd)
38	Jawill Davis pass from Larry Brihm, Jr.	at Southeastern Louisiana (1st)
36	Jawill Davis pass from Larry Brihm, Jr.	at Southeastern Louisiana (2nd)
34	Keavon Mitchell pass from Larry Brihm, Jr.	at Southeastern Louisiana (1st)
28	Jawill Davis pass from Larry Brihm, Jr.	at Southeastern Louisiana (4th)
26	Jawill Davis pass from Larry Bihm, Jr.	at Florida Atlantic (1st)
25	Michael D. Jones run	at Southeastern Louisiana (4th)

RED ZONE

	SCORE	TIMES IN		POINTS	TDS	RUSH		PASS		-----FAILED TO SCORE INSIDE 20-----					
		RED ZONE	SCORES			TDS	TDS	TDS	FGS	FGA	DOWNS	INT	FUM	HALF	GAME
at Miami (Fla.)	L, 41-13	3	3	13	1	1	1	0	2	0	0	0	0	0	0
at Southeast Louisiana	W, 28-23	4	4	28	4	2	2	2	0	0	0	0	0	0	0
at Florida Atlantic	L, 45-0	0	0	0	0	0	0	0	0	0	0	0	0	0	0
at Howard															
Savannah State															
South Carolina State															
at North Carolina A&T															
Hampton															
Morgan State															
at North Carolina Central															
vs. Florida A&M															
TOTALS		7	7	41	5	3	2	2	2	0	0	0	0	0	0
OPPONENTS		17	15	85	10	7	3	5	5	0	0	0	1	1	0

SEASON PCT. (OVERALL): 7 of 7 (100%)
SEASON PCT. (TDS): 5 of 7 (71.4%)
SEASON PCT. (FGS): 2 of 7 (28.6%)
SEASON PCT. (NO SCORE): 0 of 7 (0.0%)

2017 STATISTICS (OVERALL: 1-2, MEAC: 0-0, HOME: 0-0, AWAY: 1-2, NEUTRAL: 0-0)

BETHUNE-COOKMAN INDIVIDUAL GAME HIGHS

Rushes	17	Michael D. Jones at Southeastern La. (Sep 09, 2017)
Yards Rushing	95	Michael D. Jones at Southeastern La. (Sep 09, 2017)
TD Rushes	1	Michael D. Jones at Miami (FL) (Sep. 2, 2017)
		Michael D. Jones at Southeastern La. (Sep 09, 2017)
		Larry Brihm, Jr. at Southeastern La. (Sep 09, 2017)
Long Rush	25	Michael D. Jones at Southeastern La. (Sep 09, 2017)
Pass attempts	39	Larry Brihm, Jr. at Southeastern La. (Sep 09, 2017)
Pass completions	25	Larry Brihm, Jr. at Southeastern La. (Sep 09, 2017)
Yards Passing	354	Larry Brihm, Jr. at Southeastern La. (Sep 09, 2017)
TD Passes	2	Larry Brihm, Jr. at Southeastern La. (Sep 09, 2017)
Long Pass	47	Larry Brihm, Jr. at Southeastern La. (Sep 09, 2017)
Receptions	7	Michael D. Jones at Miami (FL) (Sep. 2, 2017)
		Jawill Davis at Southeastern La. (Sep 09, 2017)
Yards Receiving	138	Jawill Davis at Southeastern La. (Sep 09, 2017)
TD Receptions	1	Jawill Davis at Southeastern La. (Sep 09, 2017)
		Anthony Cruz at Southeastern La. (Sep 09, 2017)
Long Reception	47	Keavon Mitchell at Southeastern La. (Sep 09, 2017)
Field Goals	2	Uriel Hernandez at Miami (FL) (Sep. 2, 2017)
Long Field Goal	36	Uriel Hernandez at Miami (FL) (Sep. 2, 2017)
Punts	11	Javaunie Francis at Florida Atlantic (Sep 16, 2017)
Punting Avg	47.0	Javaunie Francis at Southeastern La. (Sep 09, 2017)
Long Punt	61	Javaunie Francis at Miami (FL) (Sep. 2, 2017)
Punts inside 20	2	Javaunie Francis at Florida Atlantic (Sep 16, 2017)
Long Punt Return	9	Frank Brown at Southeastern La. (Sep 09, 2017)
Long Kickoff Return	27	Keavon Mitchell at Miami (FL) (Sep. 2, 2017)
Tackles	13	Diquan Richardson at Miami (FL) (Sep. 2, 2017)
Sacks	2.0	Trenton Bridges at Florida Atlantic (Sep 16, 2017)
Tackles For Loss	2.0	Devin James at Florida Atlantic (Sep 16, 2017)
		Trenton Bridges at Florida Atlantic (Sep 16, 2017)
Interceptions	1	Diquan Richardson at Southeastern La. (Sep 09, 2017)
		Trevor Merritt at Southeastern La. (Sep 09, 2017)
		Elliott Miller at Southeastern La. (Sep 09, 2017)
		Diquan Richardson at Florida Atlantic (Sep 16, 2017)

BETHUNE-COOKMAN TEAM GAME HIGHS

Rushes	38	at Southeastern La. (Sep 09, 2017)
Yards Rushing	128	at Southeastern La. (Sep 09, 2017)
Yards Per Rush	4.0	at Miami (FL) (Sep. 2, 2017)
TD Rushes	2	at Southeastern La. (Sep 09, 2017)
Pass attempts	39	at Miami (FL) (Sep. 2, 2017)
		at Southeastern La. (Sep 09, 2017)
Pass completions	25	at Miami (FL) (Sep. 2, 2017)
		at Southeastern La. (Sep 09, 2017)
Yards Passing	354	at Southeastern La. (Sep 09, 2017)
Yards Per Pass	9.1	at Southeastern La. (Sep 09, 2017)
TD Passes	2	at Southeastern La. (Sep 09, 2017)
Total Plays	77	at Southeastern La. (Sep 09, 2017)
Total Offense	482	at Southeastern La. (Sep 09, 2017)
Yards Per Play	6.3	at Southeastern La. (Sep 09, 2017)
Points	28	at Southeastern La. (Sep 09, 2017)
Sacks By	2	at Florida Atlantic (Sep 16, 2017)
First Downs	22	at Southeastern La. (Sep 09, 2017)
Penalties	14	at Southeastern La. (Sep 09, 2017)
Penalty Yards	132	at Southeastern La. (Sep 09, 2017)
Turnovers	3	at Southeastern La. (Sep 09, 2017)
Interceptions By	3	at Southeastern La. (Sep 09, 2017)
Punts	11	at Florida Atlantic (Sep 16, 2017)
Punting Avg	39.8	at Miami (FL) (Sep. 2, 2017)
Long Punt	61	at Miami (FL) (Sep. 2, 2017)
Punts inside 20	2	at Southeastern La. (Sep 09, 2017)
		at Florida Atlantic (Sep 16, 2017)
Long Punt Return	9	at Southeastern La. (Sep 09, 2017)

OPPONENT INDIVIDUAL GAME HIGHS

Rushes	16	Mark Walton, at Miami (FL) (Sep. 2, 2017)
		Eugene Bethea, at Southeastern La. (Sep 09, 2017)
Yards Rushing	175	Greg Howell, at Florida Atlantic (Sep 16, 2017)
TD Rushes	2	Mark Walton, at Miami (FL) (Sep. 2, 2017)
		Daniel Parr, at Florida Atlantic (Sep 16, 2017)
Long Rush	60	Greg Howell, at Florida Atlantic (Sep 16, 2017)
Pass attempts	28	Malik Rosier, at Miami (FL) (Sep. 2, 2017)
Pass completions	17	Malik Rosier, at Miami (FL) (Sep. 2, 2017)
Yards Passing	217	Malik Rosier, at Miami (FL) (Sep. 2, 2017)
TD Passes	3	Malik Rosier, at Miami (FL) (Sep. 2, 2017)
Long Pass	46	Malik Rosier, at Miami (FL) (Sep. 2, 2017)
Receptions	6	Juwan Dickey, at Southeastern La. (Sep 09, 2017)
Yards Receiving	70	DeAndre McNeal, at Florida Atlantic (Sep 16, 2017)
TD Receptions	1	Darrell Langham, at Miami (FL) (Sep. 2, 2017)
		Lawrence Cager, at Miami (FL) (Sep. 2, 2017)
		Braxton Berrios, at Miami (FL) (Sep. 2, 2017)
		Harrison Bryant, at Florida Atlantic (Sep 16, 2017)
Long Reception	46	Darrell Langham, at Miami (FL) (Sep. 2, 2017)
Field Goals	3	Dillon Burkhard, at Southeastern La. (Sep 09, 2017)
Long Field Goal	50	Michael Badgley, at Miami (FL) (Sep. 2, 2017)
Punts	4	Ivy Wall, at Southeastern La. (Sep 09, 2017)
Punting Avg	49.0	Zach Feagles, at Miami (FL) (Sep. 2, 2017)
Long Punt	51	Zach Feagles, at Miami (FL) (Sep. 2, 2017)
Punts inside 20	1	Zach Feagles, at Miami (FL) (Sep. 2, 2017)
		Ivy Wall, at Southeastern La. (Sep 09, 2017)
		Ryan Rickel, at Florida Atlantic (Sep 16, 2017)
Long Punt Return	12	Braxton Berrios, at Miami (FL) (Sep. 2, 2017)
Long Kickoff Return	92	J. Petit-Frere, at Southeastern La. (Sep 09, 2017)
Tackles	17	Max Lyons, at Southeastern La. (Sep 09, 2017)
Sacks	1.0	D. Jackson, at Miami (FL) (Sep. 2, 2017)
		Sione Teuhema, at Southeastern La. (Sep 09, 2017)
		N. Internicola, at Florida Atlantic (Sep 16, 2017)
		William Davis, at Florida Atlantic (Sep 16, 2017)
Tackles For Loss	2.5	Sione Teuhema, at Southeastern La. (Sep 09, 2017)
Interceptions	1	Malek Young, at Miami (FL) (Sep. 2, 2017)
		Mayorli Ellison, at Southeastern La. (Sep 09, 2017)
		Chris Tooley, at Florida Atlantic (Sep 16, 2017)

OPPONENT TEAM GAME HIGHS

Rushes	58	at Florida Atlantic (Sep 16, 2017)
Yards Rushing	439	at Florida Atlantic (Sep 16, 2017)
Yards Per Rush	9.3	at Miami (FL) (Sep. 2, 2017)
TD Rushes	4	at Florida Atlantic (Sep 16, 2017)
Pass attempts	32	at Florida Atlantic (Sep 16, 2017)
Pass completions	19	at Florida Atlantic (Sep 16, 2017)
Yards Passing	233	at Miami (FL) (Sep. 2, 2017)
Yards Per Pass	7.5	at Miami (FL) (Sep. 2, 2017)
TD Passes	3	at Miami (FL) (Sep. 2, 2017)
Total Plays	90	at Florida Atlantic (Sep 16, 2017)
Total Offense	619	at Florida Atlantic (Sep 16, 2017)
Yards Per Play	8.5	at Miami (FL) (Sep. 2, 2017)
Points	45	at Florida Atlantic (Sep 16, 2017)
Sacks By	4	at Florida Atlantic (Sep 16, 2017)
First Downs	32	at Florida Atlantic (Sep 16, 2017)
Penalties	10	at Southeastern La. (Sep 09, 2017)
Penalty Yards	85	at Southeastern La. (Sep 09, 2017)
Turnovers	3	at Southeastern La. (Sep 09, 2017)
Interceptions By	1	at Miami (FL) (Sep. 2, 2017)
		at Southeastern La. (Sep 09, 2017)
		at Florida Atlantic (Sep 16, 2017)
Punts	4	at Southeastern La. (Sep 09, 2017)
Punting Avg	49.0	at Miami (FL) (Sep. 2, 2017)
Long Punt	51	at Miami (FL) (Sep. 2, 2017)
Punts inside 20	1	at Miami (FL) (Sep. 2, 2017)
		at Southeastern La. (Sep 09, 2017)
		at Florida Atlantic (Sep 16, 2017)
Long Punt Return	12	at Miami (FL) (Sep. 2, 2017)

PARTICIPATION

NO	GP/GS	PLAYER	MIA	SLU	FAU	HOW	SSU	SCSU	NCAT	HAM	MSU	NCCU	FAMU
56	3/3	Chris Adams	START	START	START								
69	2/-	L'Dre Barnes	XXX	...	XXX								
64	3/-	Kendall Batt	XXX	XXX	XXX								
49	3/1	Delwaun Beard	XXX	XXX	START								
76	2/-	Jerry Beauchamp	XXX	...	XXX								
13	3/-	DeAndre Bozeman	XXX	XXX	XXX								
97	1/-	Willie Brannon	XXX								
42	3/3	Trenton Bridges	START	START	START								
2	3/3	Larry Brihm, Jr.	START	START	START								
57	3/3	Dwayne Brown	START	START	START								
15	3/2	Frank Brown	XXX	START	START								
72	3/3	David Bryant	START	START	START								
73	3/3	Job Buissereth	START	START	START								
3	3/2	Jamaal Burgess	START	XXX	START								
38	3/-	Que'shaun Byrd	XXX	XXX	XXX								
11	3/2	Anthony Cruz	START	START	XXX								
52	3/-	Tyre Curry	XXX	XXX	XXX								
59	2/-	Jarren Davis	XXX	...	XXX								
17	3/3	Jawill Davis	START	START	START								
9	2/-	Jabari Dunham	XXX	...	XXX								
55	3/3	Todney Evans	START	START	START								
46	3/2	Atreyu Farrior	START	START	XXX								
48	3/-	Marques Ford	XXX	XXX	XXX								
39	3/-	Javaunie Francis	XXX	XXX	XXX								
47	1/-	Teh'Ron Fuller	XXX								
20	1/-	Trevor Gear	XXX								
93	3/1	Uriah Gilbert	XXX	XXX	START								
19	3/-	Marquis Hendrix	XXX	XXX	XXX								
41	2/-	Uriel Hernandez	XXX	XXX	...								
96	3/-	Gerome Howard	XXX	XXX	XXX								
67	2/-	Chris Hudson	XXX	...	XXX								
51	3/-	Justice Hunt	XXX	XXX	XXX								
75	2/-	Troy Wilkins II	XXX	...	XXX								
8	3/-	Tupac Isme	XXX	XXX	XXX								
26	3/1	Dajuan Jackson	XXX	START	XXX								
31	3/-	Devin James	XXX	XXX	XXX								
18	3/2	Joseph Johnson	XXX	START	START								
21	3/3	Michael Jones	START	START	START								
58	2/-	Montel Jordan	XXX	...	XXX								
29	3/-	Jamauri Laguerre	XXX	XXX	XXX								
44	3/-	Davonte Lawrence	XXX	XXX	XXX								
86	3/2	Ja-Quan Lumas	START	XXX	START								
83	3/1	Taron Mallard	XXX	XXX	START								
24	3/-	Sam Marc	XXX	XXX	XXX								
54	3/-	Deonte Mayo	XXX	XXX	XXX								
35	3/2	Trevor Merritt	XXX	START	START								
7	3/3	Elliott Miller	START	START	START								
6	3/2	Keavon Mitchell	START	START	XXX								
16	3/3	Alexander Morales	START	START	START								
5	3/-	Kennedy Ndukew	XXX	XXX	XXX								
12	2/-	Shakur Nesmith	XXX	XXX	...								
71	3/3	Phillip Norman	START	START	START								
98	1/-	Daniel Palmer	XXX								
33	3/-	Jacquae Peart	XXX	XXX	XXX								
95	3/2	DiShawn Ray	START	START	XXX								
4	1/-	Prentiss Reid	XXX								
22	3/2	Diquan Richardson	START	XXX	START								

PARTICIPATION

NO	GP/GS	PLAYER	MIA	SLU	FAU	HOW	SSU	SCSU	NCAT	HAM	MSU	NCCU	FAMU
28	3/-	Cameron Rigby	XXX	XXX	XXX								
80	3/-	Jordan Rivers	XXX	XXX	XXX								
74	3/-	Nicholas Roos	XXX	XXX	XXX								
63	2/-	Jamal Savage	XXX	...	XXX								
94	1/-	Malik Slaughter	XXX								
90	3/3	Jamal Thomas	START	START	START								
82	3/-	Jonathon Thomas	XXX	XXX	XXX								
30	3/-	J. Thompson	XXX	XXX	XXX								
91	2/2	Kevin Thompson	START	START	...								
85	3/-	Demetrius Weaver	XXX	XXX	XXX								
25	2/1	Arthur Williams	START	...	XXX								
92	1/-	Ronald Williams	XXX								
53	2/-	Torian Williams	XXX	...	XXX								

The Last Time Bethune-Cookman...

shut out its opponent: South Carolina State, 14-0, 2010
 rushed for 300 yards: 303 vs. Morgan State, 2015
 rushed for 400 yards: 475 vs. Hampton, 2013
 rushed for 500 yards: 578 vs. Albany State, 1994
 had less than 25 rushes: 17 vs. North Carolina A&T, 2016
 had less than 50 yards rushing: 8 vs. North Carolina A&T, 2016
 had less than 100 yards rushing: 72 at South Carolina State, 2016
 attempted less than 10 passes: 9 vs. Howard, 2008
 attempted 40 passes: 48 vs. North Carolina A&T, 2016
 attempted 50 passes: 51 at Delaware State, 1995
 completed less than five passes: 4 at Miami (Fla.), 2015
 completed 25 passes: 25 vs. North Carolina A&T, 2016
 completed 30 passes: 34 at Grambling State, 2015
 had less than 50 yards passing: 26 at Miami (Fla.), 2015
 passed for 300 yards: 395 vs. North Carolina A&T, 2016
 passed for 400 yards: 463 at Grambling State, 2015
 passed for 500 yards: 527 vs. Georgia Southern, 1984
 had less than 100 yards of total offense: 79 at Miami (Fla.), 2015
 had less than 200 yards of total offense: 157 at South Carolina State, 2016
 had 500 yards of total offense: 592 vs. Savannah State, 2015
 had 600 yards of total offense: 600 vs. Morgan State, 2015
 had 700 yards of total offense: Never accomplished
 had less than 10 first downs: 9 at North Texas, 2016
 had 30 first downs: 30 vs. Morgan State, 2015
 did not punt: vs. Virginia Union, 2013
 punted 10 times: 10 at Miami (Fla.), 2015
 had four turnovers: at South Carolina State, 2014
 lost six fumbles: vs. Shaw, 2009
 threw five interceptions: 5 at Norfolk State, 2009
 was not penalized: Never accomplished
 was penalized 10 times: 12 vs. North Carolina A&T, 2016
 accumulated 100 yards of penalties: 143 at Morgan State, 2016
 scored 50 points: 59 vs. Norfolk State, 2015
 scored 60 points: 66 vs. Virginia Union, 2013
 trailed after three quarters, but rallied to win: Trained at North Carolina Central, 26-14, and rallied to win, 28-26, in 2015
 came from 10 points behind on the road to win: Trained at North Carolina Central, 26-14, and rallied to win 28-26, in 2015
 had possession time of 40 minutes: 43:41 at South Carolina State, 2010
 scored four touchdowns in a quarter: at Grambling State, 2015 (4th quarter)
 ran 90 plays in a game: 90 at Morgan State, 2010
 did not fumble: vs. Delaware State, 2016
 did not fumble and the opponent did not fumble: at FIU, 2014
 had back-to-back games without a fumble: vs. North Carolina A&T & at Norfolk State, 2016
 had three-straight games without a fumble: vs. North Carolina A&T, at Norfolk State and vs. Delaware State, 2016

The Last Time a Wildcat...

had 25 carries in a game: 29 by Isidore Jackson vs. Florida A&M (Orlando, Fla.), 2013
 had 30 carries in a game: 34 by Isidore Jackson at Norfolk State, 2011
 ran for 100 yards: 106 by Cameron Rigby vs. Delaware State, 2016
 ran for 150 yards: 182 by Isidore Jackson at N.C. Central, 2013
 ran for 200 yards: 203 by David Blackwell vs. Savannah State, 2011
 ran for 250 yards: 284 by Pa'Tell Troutman vs. Norfolk State, 1998
 had a 50-yard scoring run: 50 by Michael D. Jones vs. Savannah State, 2015
 had a 50-yard non-scoring run: 50 by Cameron Rigby vs. Delaware State, 2016
 had a 75-yard scoring run: 75 by Michael D. Jones vs. Norfolk State, 2015
 had an 80-yard scoring run: 83 by Akevious Williams at North Texas, 2016
 had two players gain 100 yards rushing: Michael D. Jones (117) and Larry Brihm (104) vs. North Carolina Central, 2014
 had three players gain 100 yards rushing: Isidore Jackson (123), Rodney Scott (103) and Brodrick Waters (100) vs. Alabama State (Orlando, Fla.), 2012
 quarterback rushed for 100 yards: 141 by Larry Brihm at Delaware State, 2015
 wide receiver rushed for 100 yards: 117 by Michael D. Jones vs. N.C. Central, 2014
 rushed and passed for 100 yards: Quentin Williams vs. Savannah State, 2015 (207 passing, 100 rushing)
 attempted 40 passes: 42 by Larry Brihm vs. North Carolina A&T, 2016
 attempted 45 passes: 45 by Jamarr Robinson vs. South Carolina State, 2011
 completed 25 passes: 25 by Jamarr Robinson vs. South Carolina State, 2011
 completed 30 passes: 31 by Todd Walker at Norfolk State, 1995
 passed for 300 yards: 376 by Larry Brihm vs. North Carolina A&T, 2016
 passed for 400 yards: 450 by Michael Jackson at Delaware State, 1993
 threw three scoring passes: 3 by Quentin Williams vs. Florida A&M (Orlando, Fla.), 2015
 threw four scoring passes: 4 by Larry Brihm vs. North Carolina A&T, 2016

threw five scoring passes: 5 by Jarod Rucker vs. South Carolina State, 2007 (ties BCU record)
 player threw a 75-yard TD pass: 76 by Quentin Williams to Preston Cleckley vs. N.C. Central, 2012
 player threw an 80-yard TD pass: 89 by Quentin Williams to Michael Jones vs. Norfolk State, 2015
 quarterback came off the bench to lead team to win: Larry Brihm vs. N.C. Central, 2014, replaced starter Quentin Williams
 had 50 plays, running and passing: 51 by Jimmie Russell at Morgan State, 2006 (36 passes, 15 rushes)
 caught 10 passes: 14 by Eric Weems vs. Delaware State, 2006
 had 100 yards receiving: 113 by Keavon Mitchell at Morgan State, 2016
 had 150 yards receiving: 199 by Jawill Davis at Grambling State, 2015
 had 200 yards receiving: 226 by James Adderly vs. Norfolk State, 1998
 had two players gain 100 yards receiving: Jawill Davis (143) and Frank Brown (117) vs. North Carolina A&T, 2016
 had 300 yards of total offense: 361 by Larry Brihm, Jr. vs. North Carolina A&T, 2016
 had 400 yards of total offense: 425 by Quentin Williams vs. Norfolk State, 2015
 scored three touchdowns: 3 by Frank Brown vs. North Carolina A&T, 2016
 scored four touchdowns: 4 by Jimmie Russell vs. Morgan State, 2005
 scored three touchdowns of 25 yards or more: N/A
 ran for three touchdowns: 3 by Anthony Jordan vs. North Carolina Central, 2014
 ran for four touchdowns: 4 by Jimmie Russell vs. Morgan State, 2005
 accounted for five touchdowns: 5 by Quentin Williams (4 pass, 1 rush) vs. Norfolk State, 2015
 caught three touchdown passes: 3 by Frank Brown vs. North Carolina A&T, 2016
 caught four touchdown passes: 4 by James Adderly vs. Norfolk State, 1998
 caught three touchdown passes in a quarter: Never accomplished
 scored a touchdown in the final minute of regulation to win: Allen Suber pass to Eric Weems for 18 yards, vs. Florida A&M (Orlando, Fla.), 2003
 a non-quarterback completed a pass: Michael Dunn to Paul Neufville for 54 yards at North Carolina A&T, 2005
 a non-quarterback threw a touchdown pass: Terry Anderson to Don Williams for 75 yards vs. Albany State, 1976
 a non-quarterback threw a touchdown pass to a quarterback: Never accomplished
 returned a kickoff for a touchdown: Eddie Poole, 37 yards vs. Howard, 2010
 returned the opening kickoff for a touchdown: Eugene Monts, 95 yards vs. Tuskegee, 1975
 returned a punt for a touchdown: Frank Brown at North Texas, 88 yards, 2016
 returned two punts for touchdowns: N/A
 returned an interception for a touchdown: Diquan Richardson at North Texas, 30 yards, 2016
 returned a fumble for a touchdown: Donald Smith, 3 yards at South Carolina State, 2014
 recovered a fumble in the end zone for a touchdown: Tyrone Bouie, Jr. at South Carolina State, 2012
 offensive lineman scored a touchdown: Never accomplished
 blocked a punt: Davon Witherspoon vs. Tennessee State, 2016
 blocked 2 punts in a game: N/A
 blocked 3 punts in a game: N/A
 blocked a punt for a touchdown: Leroy Holt blocked a Jeremiah McGeough punt and recovered the ball in the end zone for a touchdown vs. Delaware State, 2014
 blocked a field goal: Todney Evans vs. Morgan State, 2015
 blocked an extra point attempt: Robert Way at Delaware State, 2015
 had a 60-yard punt: 64 by Jonathan Cagle vs. Savannah State, 2015
 had a 70-yard punt: 71 by Justin Keable vs. Jacksonville, 2007
 kicked a 50-yard field goal: Jesus Cortez, 51 yards vs. Florida A&M (Orlando, Fla.), 2005
 kicked four field goals: 4 by Marc McLachlan vs. South Carolina State, 1989
 kicked a game-winning field goal: Kory Kowalski, 40 yards, at Delaware State, 2009
 scored a two-point conversion: Jontavious Carter pass from Quentin Williams at Grambling State, 2015
 had two interceptions: Thomas Finnie at Savannah State, 2014
 had three interceptions: Michael Williams at Morgan State, 2010
 had four interceptions: Rashean Mathis vs. Delaware State, 2000
 had five interceptions: Alvin Wyatt, Sr. vs. Albany State, 1969
 had two interceptions in the same quarter: Michael Williams, 3rd quarter, at Morgan State, 2010
 defensive lineman scored a touchdown: tackle Erik Williams returned an interception 41 yards for a touchdown vs. Virginia Union, 2013
 had 20 or more tackles: 20 by Jarkevis Fields vs. Norfolk State, 2013
 had three sacks: Ryan Davis at Norfolk State, 2011
 had four sacks: 5 by Anthony Hubbard (B-CU record) vs. Delaware State, 2002
 scored a safety: Rony Barrow sacked Norfolk State quarterback Terrance Ervin in the end zone, 2014
 returned a blocked extra point for two points: Ben Ballard vs. Morgan State, 2007
 ran for a touchdown, caught a touchdown, and threw a touchdown pass: N/A



2017 BETHUNE-COOKMAN WILDCATS ROSTER

ALPHABETICAL ROSTER

NO	NAME	POS
56	Chris Adams	OL
1	Collyn Anderson	QB
60	Marcel Anderson	OL
69	L'Dre Barnes	OL
64	Kendall Batt	OL
49	Delwaun Beard	DE
76	Jerry Beauchamp	OL
13	DeAndre Bozeman	CB
97	Willie Brannon	DL
42	Trenton Bridges	LB
2	Larry Brihm, Jr.	QB
57	Dwayne Brown	OL
15	Frank Brown	WR
72	David Bryant	OL
73	Job Buissereth	OL
3	Jamaal Burgess	CB
38	Que'shaun Byrd	RB
70	Javon Camp-Villalobos	OL
11	Anthony Cruz	WR
40	Titus Curry	LB
52	Tyre Curry	LB
59	Jarren Davis	DL
17	Jawill Davis	WR
89	Kendon Davis	WR
9	Jabari Dunham	QB
55	Todney Evans	DL
46	Atreyu Farrior	LB
48	Marques Ford	DE
39	Javaunie Francis	K
81	Steffon Francois	WR
66	Teaki Fuller	OL
47	Teh'Ron Fuller	LB
20	Trevor Gear	RB
93	Uriah Gilbert	DL
19	Marquis Hendrix	LB
41	Uriel Hernandez	K
99	Kris Holt	DL
96	Gerome Howard	DL
67	Chris Hudson	OL
8	Tupac Isme	RB
65	Cedric Jackson	OL
26	Dajuan Jackson	CB
31	Devin James	LB
37	Donald Johnson IV	DB
18	Joseph Johnson	SAF
79	Alex Jones	DL
21	Michael D. Jones	RB
58	Montel Jordan	OL
62	Tony Kemp	OL
29	Jamauri Laguerre	CB
44	Davonte Lawrence	SAF
14	Marcus Levy	RB
87	Marquavious Linner	TE
88	Dominique Linton	WR
86	Ja-Quan Lumas	TE
83	Taron Mallard	TE
24	Sam Marc	CB
54	Deonte Mayo	LB
45	Robert McKinzie	LB
35	Trevor Merritt	CB
7	Elliott Miller	CB
6	Keavon Mitchell	WR

NUMERICAL ROSTER

NO	NAME	POS	HT	WT	CL-EXP	HOMETOWN / HIGH SCHOOL (PREVIOUS SCHOOL)
1	Collyn Anderson	QB	6-5	210	Jr.	Durham, N.C. / Hillside HS (Riverside CC)
2	Larry Brihm, Jr.	QB	5-11	209	R-Sr.	Delray Beach, Fla. / Village Academy
3	Jamaal Burgess	CB	6-0	186	Sr.	Miami, Fla. / Killian HS (West Hills College Coalinga)
4	Prentiss Reid	CB	6-2	175	Jr.	Richmond, Calif. / Salesian College Prep (Contra Costa College)
5	Kennedy Ndukwe	DB	6-1	195	Jr.	Baltimore, Md. / Overlea HS (ASA College)
6	Keavon Mitchell	WR	5-9	173	Jr.	Hollywood, Fla. / Flanagan HS
7	Elliott Miller	CB	5-9	148	Jr.	Miami, Fla. / Norland HS
8	Tupac Isme	RB	5-11	179	Soph.	Naples, Fla. / Lely HS
9	Jabari Dunham	QB	6-3	211	R-Jr.	Eustis, Fla. / Leesburg HS (UT-Martin)
10	Akevious Williams	QB	6-2	188	R-Soph.	Madison, Fla. / Madison County HS
11	Anthony Cruz	WR	6-5	210	Sr.	Bronx, N.Y. / John F. Kennedy HS (Globe Tech)
12	Shakur Nesmith	WR	6-5	205	Grad.	Philadelphia, Pa. / Imhotep HS (Massachusetts)
13	DeAndre Bozeman	CB	5-10	173	Sr.	West Palm Beach, Fla. / Dwyer HS (Highland CC)
14	Marcus Levy	RB	5-11	215	Sr.	Ft. Pierce, Fla. / Ft. Pierce Central HS (Nassau CC)
15	Frank Brown	WR	5-11	185	R-Sr.	Palm Beach Gardens, Fla. / Palm Beach Gardens HS
16	Alexander Morales	LB	5-10	211	R-Jr.	Miami, Fla. / Hialeah HS
17	Jawill Davis	WR	5-11	177	R-Sr.	Miami, Fla. / American HS
18	Joseph Johnson	SAF	5-10	170	R-Jr.	Midlothian, Texas / Midlothian HS (ASA College)
19	Marquis Hendrix	LB	6-1	230	Jr.	Ocala, Fla. / Trinity Catholic HS (Coffeyville CC)
20	Trevor Gear	RB	6-1	210	Fr.	McDonough, Ga. / Eagles Landing Christian Academy
21	Michael D. Jones	RB	5-11	197	R-Sr.	Sarasota, Fla. / Booker HS
22	Diquan Richardson	SAF	5-11	167	Sr.	Alvin, S.C. / Ft. Dorchester HS (Paine)
24	Sam Marc	CB	6-0	170	R-Fr.	Miami, Fla. / Norland HS
25	Arthur Williams	DB	6-3	204	R-Sr.	Sebring, Fla. / Sebring HS (Massachusetts)
26	Dajuan Jackson	CB	5-11	185	R-Fr.	Jacksonville, Fla. / Raines HS
27	LaDerrien Wilson	RB	5-10	210	R-Fr.	St. Cloud, Fla. / Osceola HS (Maryland)
28	Cameron Rigby	RB	5-7	177	Sr.	Miramar, Fla. / Miramar HS
29	Jamauri Laguerre	CB	6-0	180	Fr.	Opa Locka, Fla. / Edison HS
30	Jamaruz Thompkins	RB	5-11	211	R-Sr.	Tampa, Fla. / Tampa Bay Tech
31	Devin James	LB	6-1	226	Fr.	Port St. Lucie, Fla. / Treasure Coast HS
32	Veion Robinson	LB	6-1	220	Sr.	Hampton, Ga. / Lovejoy HS (Middle Tennessee)
33	Jacquae Peart	LB	6-1	240	Sr.	Sebring, Fla. / Sebring HS (Dean College)
34	Isaac Washington	SAF	5-9	190	Fr.	Cape Coral, Fla. / Cape Coral HS
35	Trevor Merritt	CB	5-10	185	Soph.	Melbourne, Fla. / Viera HS
37	Donald Johnson IV	DB	6-0	175	R-Fr.	Jacksonville, Fla. / University Christian HS
38	Que'shaun Byrd	RB	5-8	170	Fr.	Palm Coast, Fla. / Flagler Palm Coast HS
39	Javaunie Francis	K	6-2	236	Jr.	Miami, Fla. / Miami Central HS
40	Titus Curry	LB	6-0	230	Fr.	Jacksonville, Fla. / University Christian HS
41	Uriel Hernandez	K	5-4	209	Jr.	Homestead, Fla. / Homestead HS
42	Trenton Bridges	LB	6-0	234	R-Jr.	DeLand, Fla. / DeLand HS
43	Davon Witherspoon	LB	6-3	201	Sr.	Miami, Fla. / McArthur HS (Cincinnati)
44	Davonte Lawrence	SAF	6-0	190	Soph.	Jacksonville, Fla. / Raines HS
45	Robert McKinzie	LB	6-3	255	Fr.	Daytona Beach, Fla. / Atlantic HS
46	Atreyu Farrior	LB	6-2	232	R-Jr.	Lakeland, Fla. / Kathleen HS
47	Teh'Ron Fuller	LB	6-2	205	R-Jr.	Ft. Myers, Fla. / South Ft. Myers HS (Appalachian State)
48	Marques Ford	DE	6-4	235	Fr.	Gibson, Fla. / East Bay HS
49	Delwaun Beard	DE	6-3	235	R-Sr.	Culver City, Calif. / Culver City HS (Santa Monica College)
51	Justice Hunt	DB	6-0	217	Jr.	Riverview, Fla. / Spoto HS
52	Tyre Curry	LB	6-0	220	Soph.	Jacksonville, Fla. / University Christian HS
53	Torian Williams	LB	6-3	205	Soph.	Ft. Lauderdale, Fla. / Dillard HS
54	Deonte Mayo	LB	6-2	209	R-Soph.	Ocala, Fla. / Forest HS
55	Todney Evans	DL	6-2	222	R-Jr.	Delray Beach, Fla. / Atlantic HS (Middle Tennessee State)
56	Chris Adams	OL	6-4	300	Sr.	Dayton, Ohio / Carroll HS (Lackawanna CC)
57	Dwayne Brown	OL	6-3	339	R-Jr.	Indianapolis, Ind. / Warren Central HS (Eastern Michigan)
58	Montel Jordan	OL	6-4	304	R-Fr.	Pompano Beach, Fla. / Deerfield Beach HS (Akron)
59	Jarren Davis	DL	6-3	271	R-Sr.	Jacksonville, Fla. / Stanton HS
60	Marcel Anderson	OL	6-2	340	R-Soph.	Wilmington, N.C. / New Hanover HS
62	Tony Kemp	OL	6-0	265	Fr.	Daytona Beach, Fla. / Mainland HS
63	Jamal Savage	OL	6-6	320	Soph.	Plant City, Fla. / Plant City HS
64	Kendall Batt	OL	6-2	235	Fr.	Windermere, Fla. / Olympia HS
65	Cedric Jackson	OL	6-3	300	Fr.	Miami, Fla. / Norland HS
66	Teaki Fuller	OL	6-2	318	Fr.	Miami, Fla. / Booker T. Washington HS
67	Chris Hudson	OL	6-5	308	Sr.	Ocala, Fla. / West Port HS
68	Kevin Richardson	OL	6-4	305	R-Fr.	Seffner, Fla. / Armwood HS
69	L'Dre Barnes	OL	6-3	290	Soph.	St. Petersburg, Fla. / Admiral Farragut HS

2017 BETHUNE-COOKMAN WILDCATS ROSTER

NUMERICAL ROSTER

NO	NAME	POS	HT	WT	CL-EXP	HOMETOWN / HIGH SCHOOL (PREVIOUS SCHOOL)
70	Javon Camp-Villalovos	OL	6-5	290	Fr.	Los Angeles, Calif. / Salesian HS
71	Phillip Norman	OL	6-4	318	R-Jr.	Sebastian, Fla. / Sebastian River HS
72	David Bryant	OL	6-7	336	R-Sr.	Summerville, S.C. / Cane Bay HS
73	Job Buissereth	OL	6-4	325	Sr.	Brooklyn, N.Y. / Lincoln HS (Nassau CC)
74	Nicholas Roos	OL	6-7	263	R-Soph.	Ormond Beach, Fla. / Mainland HS
75	Troy Wilkins II	OL	6-0	321	R-Jr.	Miami, Fla. / Miami Northwestern HS
76	Jerry Beauchamp	OL	6-4	274	Soph.	Naples, Fla. / Barron Collier HS
79	Alex Jones	DL	6-2	287	R-Fr.	Ocala, Fla. / Vanguard HS
80	Jordan Rivers	WR	6-2	176	Soph.	Jacksonville, Fla. / Raines HS
81	Steffon Francois	WR	5-11	165	Soph.	Miramar, Fla. / McArthur HS
82	Jonathan Thomas	WR	6-1	188	Fr.	Port St. Lucie, Fla. / Treasure Coast HS
83	Taron Mallard	TE	6-6	250	Jr.	Kissimmee, Fla. / Poinciana HS (Tyler JC)
84	Marquavis Myers	RB	5-9	175	R-Jr.	Orlando, Fla. / Oak Ridge HS (Mars Hill)
85	Demetrius Weaver	TE	6-2	266	R-Soph.	Pompano Beach, Fla. / Blanche Ely HS
86	Ja-Quan Lumas	TE	6-3	230	R-Sr.	Orlando, Fla. / Jones HS
87	Marquavious Linner	TE	6-3	210	Fr.	Dacula, Ga. / Columbia HS
88	Dominique Linton	WR	6-3	185	Fr.	Naples, Fla. / Palmetto Ridge HS
89	Kendon Davis	WR	6-1	184	R-Sr.	Lauderhill, Fla. / Plantation Senior HS
90	Jamal Thomas	DL	6-2	295	Jr.	Sharpsburg, Ga. / East Coweta HS
91	Kevin Thompson	DL	6-4	230	R-Sr.	Baltimore, Md. / Benjamin Franklin HS (Ellsworth CC)
92	Ronald Williams	DL	5-10	240	Fr.	Jacksonville, Fla. / Paxton School for Advanced Studies
93	Uriah Gilbert	DL	6-3	325	Fr.	Ocala, Fla. / Trinity Catholic HS
94	Malik Slaughter	DL	6-3	270	Sr.	Louisville, Miss. / Louisville HS (Northwest Mississippi CC)
95	DiShawn Ray	DL	6-4	305	R-Jr.	Jesup, Ga. / Wayne County HS
96	Gerome Howard	DL	6-4	277	Fr.	Sarasota, Fla. / Sarasota HS
97	Willie Brannon	DL	6-4	280	Soph.	Chieffland, Fla. / Chieffland HS
98	Daniel Palmer	DL	6-2	250	Sr.	Hartford, Conn. / Hartford Public HS (Dean College)
99	Kris Holt	DL	6-6	285	Fr.	Baltimore, Md. / Dundalk HS (Fork Union Academy)

ALPHABETICAL ROSTER

NO	NAME	POS
16	Alexander Morales	LB
84	Marquavis Myers	RB
5	Kennedy Ndukwe	DB
12	Shakur Nesmith	WR
71	Phillip Norman	OL
98	Daniel Palmer	DL
33	Jacquae Peart	LB
95	DiShawn Ray	DL
4	Prentiss Reid	CB
22	Diquan Richardson	SAF
68	Kevin Richardson	OL
28	Cameron Rigby	RB
80	Jordan Rivers	WR
32	Veion Robinson	LB
74	Nicholas Roos	OL
63	Jamal Savage	OL
94	Malik Slaughter	DL
90	Jamal Thomas	DL
82	Jonathan Thomas	WR
30	Jamaruz Thompkins	RB
91	Kevin Thompson	DL
34	Isaac Washington	SAF
85	Demetrius Weaver	TE
75	Troy Wilkins II	OL
10	Akevious Williams	QB
25	Arthur Williams	DB
92	Ronald Williams	DL
53	Torian Williams	LB
27	LaDerrien Wilson	RB
43	Davon Witherspoon	LB

COACHING STAFF

Head Coach: Terry Sims (3rd season | Knoxville, 1994)
Asst. HC/Def. Coord.: Charles "Yogi" Jones (8th season | Pittsburgh, 1983)
Assoc. HC/Off. Coord./QBs: Allen Suber (1st season | Bethune-Cookman, 2004)
Special Teams Coordinator: Aashon Larkins (3rd season | Lehigh, 2003)
Running Game Coord./OL: Lawal McCray (8th season, Bethune-Cookman, 1991)
Cornerbacks: Terry Williams (19th season | Bethune-Cookman, 1988)
Defensive Line: Earl Lane (7th season | Northwood, 1980)
Tight Ends: Greg Ruffin (1st season | Lane, 1996)
Running Backs: Carl Franks (4th season | Duke, 1983)
Safeties: Darrin Hayes (3rd season | Knoxville, 1993)
Wide Receivers: Will Glover (3rd season | Clayton State, 2009)

SUPPORT STAFF

Director of Operations: Jeff Fagan (24th season | Bethune-Cookman, 1981)
Dir. of Player Personnel: Jean Dessein (4th season | Bethune-Cookman, 2013)
Quality Control (Offense): Jordan Murphy (2nd season | Bethune-Cookman, 2014)
Quality Control (Defense): Ty're Simmons (2nd season | Bethune-Cookman, 2016)
Asst. Operations: Alexander Suber (1st season | Middle Tennessee State, 2010)
Head Strength Coach: Corliss Fingers (3rd season | North Carolina, 1992)
Head Athletic Trainer: Scott Armstrong (4th season | Texas State, 2006)
Equipment Coordinator: Michael Humphrey
Administrative Assistant to the Head Coach: Lakiah Robinson